

POWER TOOLS 2018

Handheld Tools |
Stationary Tools



einhell.com

>>>

Einhell – The brand that is rapidly gaining traction. As seen online and in print.

Einhell would like to say thanks to its customers and trading partners.

Einhell uses a professional media mix, including traditional print advertising, a search engine optimized online presence, Facebook etc. ... to strengthen the brand and drive demand.

Einhell is a highly professional commercial partner:

- Strong products
- Strong promotions
- Strong price/performance ratio
- Strong sales support

Einhell. Online.

www.einhell.com

Facebook

Youtube

Instagram

Google+

YouTube



Einhell. Print.

- All major DIY magazines
- Daily newspapers

Einhell – the dynamic people who make things happen.

Einhell 2018

Now more awesome than ever.

We supply quality at the best price plus service and design. Our brand is authentic, credible, suitable for the mass market and the traditional market and comes with a good ROI.

- New product categorization system: Classic · Expert · Expert Plus
- Strong marketing campaigns
- Innovative new products in high-growth market segments

Einhell. The new Einhell promise.

Along with dependable quality, comprehensive services and outstanding value for money, the Einhell brand also stands for freedom, convenience, safety and inspiration when you carry out your projects. We don't see limits, we see possibilities, and this is the mindset that we have towards both our fellow workers and customers and trading partners every day. Join the dynamic people who make things happen and make the most of our Einhell promise.

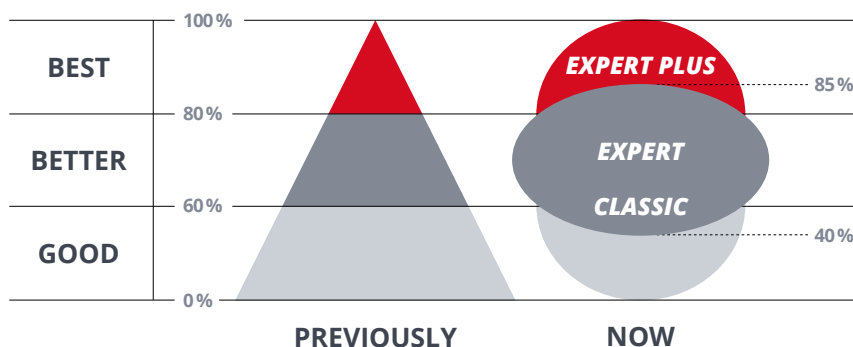
Einhell – Germany's dynamic brand for gardening and DIY.

- Worldwide distribution
- German quality and service
- Persuasive product breadth

The innovative brand that is rapidly gaining traction
Ultra-profitable value for money products

CLASSIC **EXPERT** **EXPERT PLUS**

Einhell's product categorization system is targeted straight at the fast-growing and highly promising mid-price segment.



The product categorization system from Einhell makes it easy for you and your customers to find their way round quickly. All packaging features appealing product and usage pictures, multilingual explanations and a uniform Einhell brand facing in the high-grade Einhell brand design.



Power X-Change

Power X-Change Battery System	6
The Master Battery System	6
Cordless Drills 18 V	16
Cordless Impact Drills 18 V	20
Cordless Impact Drivers / Wrench 18 V	22
Cordless Rotary Hammers	25
Cordless Angle Grinders	27
Cordless Circular Saws	28
Cordless Jigsaw	29
Cordless All Purpose Saw	30
Cordless Mitre Saw	31
Cordless Multifunctional Tools	33
Cordless Rotating Sander	34
Cordless Multiple Sander	35
Cordless Car Polishing Machine	36
Cordless Wet/Dry Vacuum Cleaner	39
Cordless Handheld Vacuum Cleaner	39
6-in-1 Cordless Hybrid-Compressor PRESSITO	41
Cordless Radio	42
Cordless Lights	42
USB Battery Adapter	43
Cordless Blower	43
Power X-Change Accessories	44

Handheld Power Tools

Screwing	48
Cordless Screwdrivers 3.6 V	49
Cordless Drills 12 V	50
Cordless Drills 14.4 V	51
Cordless Impact Drills	52
Cordless Impact Drivers	52
Drywall Screwdriver	53
Drilling + Mixing	54
Impact Drills	55
Rotary Hammers 2 kg class	57
Rotary Hammers 5 kg class	61
Demolition Hammers	64
Paint/Mortar Mixers	67
Cutting	70
Angle Grinders 230 mm	71
Angle Grinders 125 mm	72
Angle Grinders 115 mm	73
Milling + Planing	74
Wall Liner	74
Biscuit Jointer	75
Routers	76
Planers	77
Sawing	78
Jigsaws	79
Circular Saws	80
Plunge Cut Saw	81
Mini Circular Saws	82
All Purpose Saws	85
Electric Multifunctional Tools	87
Cordless Multifunctional Tool	87
Grinding / Sanding	88
Grinding and Engraving Tool	88
Orbital Sanders	89
Belt Sanders	90
Delta Sanders	90
Multi Sanders	91
Rotating Sanders	91
Drywall Polisher	93
Paint Spray Systems	94
Paint Spray Systems	95

More Power Tools	97
Hot Glue Gun	97
Electric Tacker	98
Cordless Tacker	98
Hot Air Guns	99

Laser + Detector Technology	100
Laser Distance Meters	101
Cross Laser Levels	103
Laser Levelling	104
Digital Detector	105

Stationary Power Tools

Woodworking	106
Sliding Mitre Saws	107
Mitre Saws	108
Mitre Saws with upper table	108
Mitre Saws – Accessories	109
Table Saws with base frame	111
Table Saws	112
Table Saws – Accessories	113
Stationary Planer	114
Scroll Saw	115
Bandsaws	117
Woodworking Lathe	118
Vacuum Extraction System	119

Cleaning Systems	120
Wet and Dry Vacuum Cleaners	121
Vacuum Cleaners – Accessories	123
Ash Vacuum Cleaners	129
High-pressure Cleaners	131

Compressed Air Technology	132
Oil-lubricated Compressors	132
Oil-free Compressors	133
Air Tools + Accessories	134

Tile / Stone Cutting	140
Tile Cutting Machines	141
Stone Cutting Machines	142

Grinding	143
Bench Grinders	143
Stationary Grinders	144

Stationary Drilling	146
Bench Drills	147

Welding	148
Inverter Welding Machines	149
Electric Welding Machines	149
Flux-Cored Welding Machine	150
Gas Welding Machines	150
Welding Machines – Accessories	151

Metalworking	155
Metal Cutting Saw	155

Workshop Equipment	155
Pallet Truck	155
Tool and Gear Waggon	155

Hoisting	156
Electric and Chain Hoists	157

Power Generating	158
Power Generators (Petrol)	159

Sales support	160
----------------------	------------

Service	162
----------------	------------



THE UNIVERSAL RECHARGE- ABLE BATTERY SYSTEM FROM EINHELL

POWER X-CHANGE – ONE RECHARGEABLE BATTERY FITS ALL TOOLS.

The new Power X-Change technology makes the nuisance of cables that are too short, the space wasted by countless batteries and chargers and the searching for devices that belong together a thing of the past. Every rechargeable battery in this high-performance series fits every device in the Power X-Change family – and the chargers too, of course.

You can choose between buying the devices in a set with one or two rechargeable batteries, or without rechargeable batteries and chargers. If you already have a Power X-Change rechargeable battery and charger at home you can simply buy the devices without batteries.

So you save money and help protect the environment.





POWER X-CHANGE – THE BENEFITS TO YOU.

ONE RECHARGEABLE BATTERY FITS ALL TOOLS

You now just need a single rechargeable battery* for every job in and around the home.

» Read more on p. 8

MAXIMUM SAFETY

Specially developed battery design and quality components ensure maximum appliance safety and safety for the user.

» Read more on p. 9

POSITIVE FOR THE ENVIRONMENT

Fewer batteries and chargers means reduced consumption of energy and resources.

» Read more on p. 10

POWER X-CHANGE PLUS

You want even more quality, performance and power? Then the Power X-Change Plus system is the right choice.

» Read more on p. 11

BRUSHLESS MOTORS

Longer running times, longer service life and maintenance-free thanks to brushless energy in diverse Power X-Change devices.

» Read more on p. 12

SYSTEMATIC SAVINGS

Use just a **single** rechargeable battery to run every device, i.e. no costs for batteries or chargers as from the second Power X-Change article onwards.

SERVICE-PROVEN LITHIUM-ION TECHNOLOGY

The Power X-Change system contains only rechargeable batteries with advanced lithium-ion technology.

TWIN-PACK[®] TECHNOLOGY

If a device needs more power than provided by a single rechargeable battery, we simply fit two batteries. We call it Twin-Pack[®] technology.



* 2x 18 V rechargeable batteries are needed for 36 V devices





ONE RECHARGEABLE BATTERY FITS ALL TOOLS

... FOR THE WORKSHOP AND GARDEN.

With the Power X-Change rechargeable battery system from Einhell you can run every device with just one and the same rechargeable battery. Be it a tool or garden equipment – **one** rechargeable battery* is all you need.

Finished with your workshop project? You then take the battery out of your sander and put it into your lawn mower. So now you can get on with your gardening too.

* 2x 18 V rechargeable batteries are needed for 36 V devices



POWER X-CHANGE

MAXIMUM SAFETY

The Power X-Change system as a system meets the highest safety standards. It provides safety in every component:



HIGH-QUALITY BATTERY CELLS



PERFECTED BATTERY PACKS



**INTELLIGENT,
MICROPROCESSOR-CONTROLLED
BATTERY MANAGEMENT SYSTEM**



**DEVICES ARE SPECIALLY DESIGNED FOR
OPTIMUM USE WITH THE BATTERIES**



**SAFE AND ADVANCED CHARGING
TECHNOLOGY**





POSITIVE FOR THE ENVIRONMENT

POWER X-CHANGE – THE SYSTEM FOR MORE SUSTAINABILITY.



FEWER BATTERIES AND CHARGERS

Reduced consumption of energy and resources.



SUSTAINABLE USE OF ENERGY

Efficient battery control and lithium-ion technology reduce energy consumption.



JUST 1 SYSTEM FOR ALL TOOLS

One rechargeable battery fits all tools for the workshop and garden. **One** 18 V rechargeable battery system for all applications – can be used in combination for 36 V requirements*.



LONGER SERVICE LIFE

Products that last longer don't need replacing as often. Buying replacements less often protects resources.



MORE ENVIRONMENTALLY FRIENDLY THAN PETROL

Zero emissions during operation.



BRUSHLESS MOTORS

Various Power X-Change devices are equipped with brushless motors. These ensure long running times and service lives and are maintenance-free.

* 2x 18 V rechargeable batteries are needed for 36 V devices



RESOURCE CONSERVATION FOR TOMORROW'S WORLD.

Einhell ECO Power technology features in many of our tools and much of our garden equipment. This significantly reduces

product energy consumption and emissions. Technical know-how and pro-active responsibility for our environment are the

essence of ecological and sustainable products.





POWER X-CHANGE PLUS

THE LATEST LITHIUM-ION GENERATION.

The Power X-Change Plus system rechargeable battery generation offers even more advantages than the service-proven Power X-Change rechargeable batteries.

+ EVEN LONGER RUNNING TIMES

Battery housing with ribs made of heat-conductive plastic provides optimum cooling. The device can run for longer if the battery is cooler. This is supported further by modern cells with higher capacities.

+ EVEN LONGER SERVICE LIFE

The housing design without ventilation apertures protects the “insides” of the battery against dust and corrosion. This extends the service life of the battery.

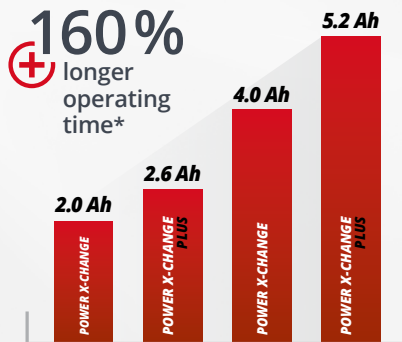
+ EVEN MORE POWER

Twice the number of high-performance transistors fitted inside makes higher discharge currents possible and therefore more power for each application.

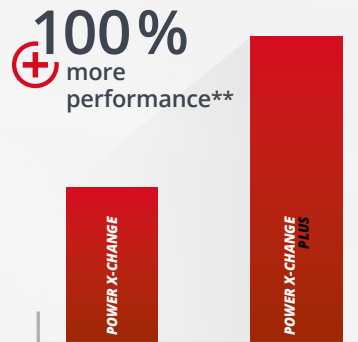
+ IMPROVED MATERIALS

The use of modern, improved materials means that the new rechargeable batteries are optimized in many ways. The batteries deliver enhanced performance, last longer and are safer.

New
addition to
the range



* 5.2 Ah Power X-Change Plus rechargeable battery compared to a 2.0 Ah Power X-Change rechargeable battery



** 5.2 Ah Power X-Change Plus rechargeable battery compared to a 5.2 Ah Power X-Change rechargeable battery of the first generation





BRUSHLESS MOTORS

MORE EFFICIENT WORK WITH BRUSHLESS ENERGY

Various Power X-Change devices are equipped with brushless motors. These ensure long running times and a long service life and are maintenance-free.

+ MORE POWER

Very low loss through friction – much higher torque, much higher level of efficiency.

+ LONGER RUNNING TIMES

No energy wasted operating the brushes - optimum energy yield. Much longer running times for each battery charge means having to recharge far less often. That saves electricity – and saving electricity means: protecting the environment!

+ LONGER SERVICE LIFE

Less friction, lower operating temperature, less wear. Devices with brushless motors last longer. Over the same time you would need to dispose of several replacement devices and buy new ones. In this way you save resources – which is good for your wallet and the environment.

+ MORE COMPACT DESIGN

More compact motors – more compact housing. Devices with slimline designs are better to hold and are easier and more ergonomic to handle.

+ MAINTENANCE-FREE

No need to replace carbon brushes ever again. Conventional motors need replacement carbon brushes from time to time. With brushless devices there is no need for that. So you save time and money and protect resources.



+ 25%
more power*

+ 50%
more operating time*

+ 100%
more service life*

* Approximate values in comparison to conventional carbon brush motors





THE POWER X-CHANGE BATTERY ADVISOR. WHICH KEY PERFORMANCE INDICATORS ARE CRITICAL?

To estimate the performance capability of battery operated devices, a number of key performance indicators need to be taken into account.

Watts (W)

Watt (W) = Battery power

For a car this is the same as the kW (or HP) power rating of the engine.

Example: The cordless chainsaw with the 1260 W rechargeable battery (18 V | 5.2 Ah) is suitable for felling small and medium sized trees; the 450 W battery (18 V | 2.0 Ah) is more suitable for pruning work in the garden.

Watthours (Wh)

Watthours (Wh) = Energy that the rechargeable battery can supply. This is comparable with the capacity of the petrol tank in a car and therefore the distance that can be driven.

Example: The 94 Wh rechargeable battery (18 V | 5.2 Ah) enables a drill/screwdriver to handle twice as many screws as the 47 Wh battery (18 V | 2.6 Ah) (under identical conditions).

Volts (V) and ampere-hours (Ah)

Volts (V) = Unit of measurement for the electrical voltage

Ampere-hours (Ah) = Unit of measurement for the electrical charge (also: capacity)

These two values are often given for rechargeable batteries, but do not actually tell you much about the performance capacity of the batteries – at least not without further technical values.

If both values are multiplied ($V \times Ah = Wh$), this provides a more meaningful value (as above with the “Watthours”).



W
= Power of rechargeable batteries. Equivalent to the engine power, i.e. the HP/kW rating.



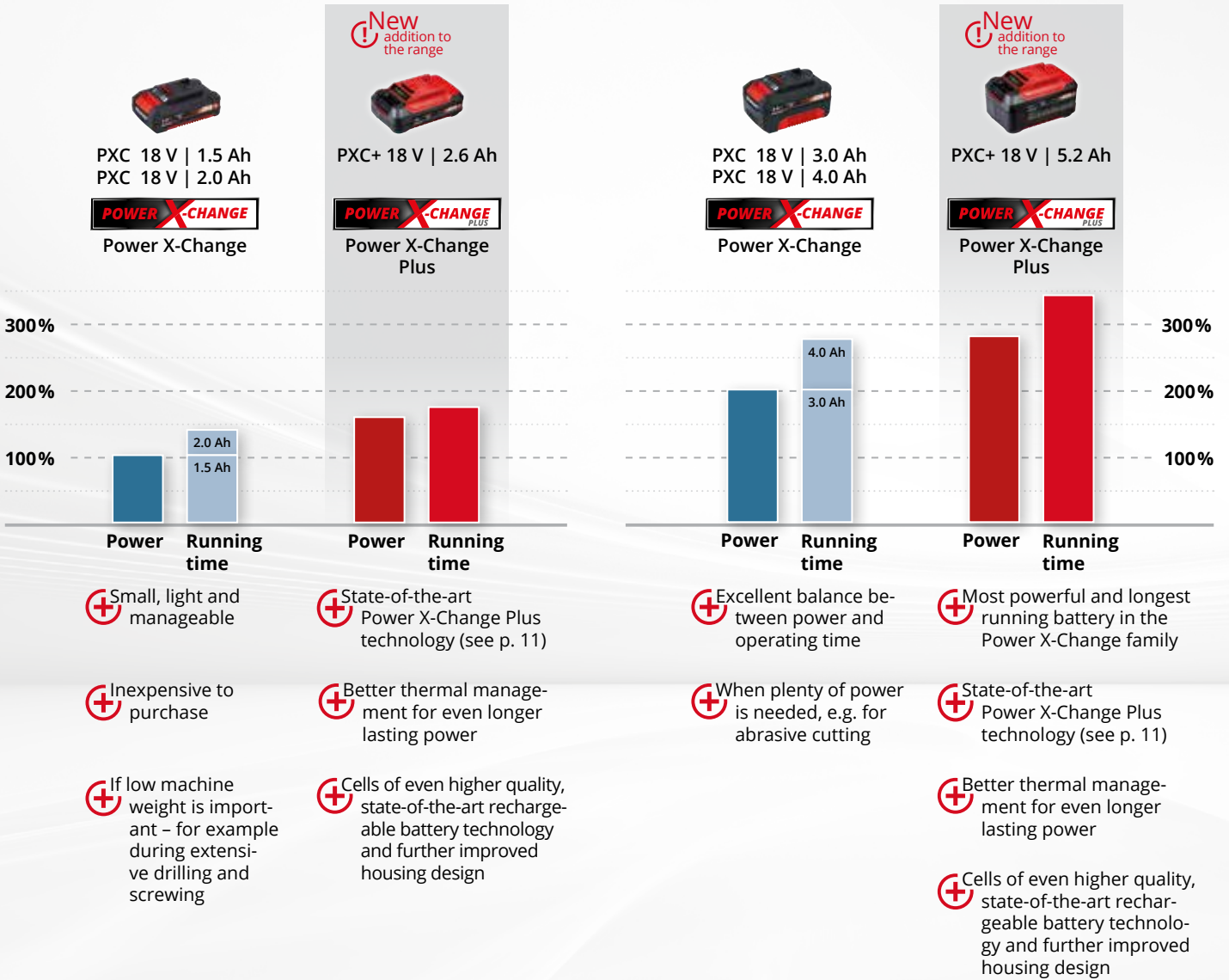
Wh
= Energy content of rechargeable batteries. Equivalent to the petrol tank capacity in a car.





OPTIMUM BATTERY CONFIGURATION FOR EVERY APPLICATION

The right rechargeable battery for your preferred application? Choose the optimum combination of handling comfort, power and operating time for your purpose.





BUYING RECHARGEABLE BATTERIES AND CHARGERS SEPARATELY.

You do not want to have to buy a tool set to be able to start using the Power X-Change system? You would like to add further rechargeable batteries to your equipment? Then you can choose the battery that is best suited to your application here.

	Wh*	W**	Art. Nr.
1.5 Ah Power X-Change Battery 18 V	27 Wh	450 W	45.113.40
2.0 Ah Power X-Change Battery 18 V	36 Wh	450 W	45.113.95
3.0 Ah Power X-Change Battery 18 V	54 Wh	900 W	45.113.41
4.0 Ah Power X-Change Battery 18 V	72 Wh	900 W	45.113.96



New
addition to the range

2.6 Ah Power X-Change Plus Battery 18 V	47 Wh	720 W	45.114.36
5.2 Ah Power X-Change Plus Battery 18 V	94 Wh	1260 W	45.114.37



Starter Kit (1.5 Ah Battery + High Speed Charger)	45.120.21
Starter Kit (2.0 Ah Battery + High Speed Charger)	45.120.40
Starter Kit (3.0 Ah Battery + High Speed Charger)	45.120.41
Starter Kit (4.0 Ah Battery + High Speed Charger)	45.120.42



Power X-Charger – High Speed System Charger	45.120.11
Power X-Twin Charger 3 A	45.120.69
Power X-Boost Charger 6 A	45.120.64



New
addition to the range

iInfo


THE RIGHT POWER

In order to guarantee the best performance, we recommend the use of batteries with a capacity of 900 W (3.0 Ah) and more for the following product groups:

- Lawn mowers
- Scarifiers
- Pole-mounted pruners
- Chainsaws
- Angle grinders

* Wh are calculated from the product of voltage (V) and electrical charge (Ah): $V \times Ah = Wh$

** The value given is W_{cc} – in other words, the power which is constantly available. Where more power is required (e.g. knots in wood when sawing boards), much higher values can be achieved for a short time – in some cases many times the given value



CORDLESS DRILLS 18 V



QUICK STOP FUNCTION
enables tools to be changed quickly and easily

METAL DRILL CHUCK WITH LOCK FUNCTION
Safe fixation of the drill bit

INTEGRATED LED
Well illuminated work area even in poor lighting conditions

Cordless Drill
TE-CD 18 Li Brushless



2-SPEED METAL GEAR BOX
for powerful driving and fast drilling

BRUSHLESS MOTOR
More power and prolonged operation

ADDITIONAL HANDLE
Comfortable working and less strain on the joints during operation

BELT CLIP
The driver can be kept securely on the belt even in difficult working positions

POWER X-CHANGE LITHIUM-ION BATTERY
The rechargeable battery can be used in all the devices from the Power X-Change family

BRUSHLESS ENERGY – BRUSHLESS MOTORS

+ 25%
more power*

+ 50%
more operating time*

+ 100%
more service life*



- MORE POWER
- LONGER OPERATING TIMES
- LONGER SERVICE LIFE
- MORE COMPACT, ERGONOMIC CONSTRUCTION
- MAINTENANCE-FREE

* Approximate values in comparison to conventional carbon brush motors

CORDLESSDRILLS 18 V

	TE-CD 18 Li Brushless - Solo	TE-CD 18 Li BL (2x 2.0 Ah)
Battery voltage	18 V	18 V
Battery capacity	—	2.0 Ah
Charging time	—	40 min
Idling speed	0 - 500 / 0 - 1800 min ⁻¹	0 - 500 / 0 - 1800 min ⁻¹
Torque (hard)	60 Nm	60 Nm
Torque settings	19+1	19+1
Drill chuck	13 mm	13 mm
Product weight	1.3 kg (excl. battery)	1.7 kg (incl. battery)
Brushless motor	•	•
Metal drill chuck	•	•
Metal gear box	•	•
Quick Stop	•	•
LED	•	•
Belt clip	•	•
Number of batteries	0	2
Packaging	Colour box	E-Box S35
Additional handle	•	•
Article number	4513850	4513851
		

CORDLESSDRILLS 18 V

	TE-CD 18 Li E - Solo	TE-CD 18 Li E (1x 2.0 Ah)	TE-CD 18 Li E (2x 2.0 Ah)
Battery voltage	18 V	18 V	18 V
Battery capacity	—	2.0 Ah	2.0 Ah
Charging time	—	40 min	40 min
Idling speed	0 - 400 / 0 - 1400 min ⁻¹	0 - 400 / 0 - 1400 min ⁻¹	0 - 400 / 0 - 1400 min ⁻¹
Torque (hard)	47 Nm	47 Nm	47 Nm
Torque settings	8+1	8+1	8+1
Drill chuck	13 mm	13 mm	13 mm
Product weight	1.1 kg (excl. battery)	1.5 kg (incl. battery)	1.5 kg (incl. battery)
Brushless motor	—	—	—
Metal drill chuck	—	—	—
Metal gear box	•	•	•
Quick Stop	•	•	•
LED	•	•	•
Belt clip	•	•	•
Number of batteries	0	1	2
Packaging	Colour box	E-Box S35	E-Box S35
Additional handle	—	—	—
Article number	4513870	4513872	4513871
			

CORDLESSDRILLS 18 V

POWER X-CHANGE



EXPERT PLUS

POWER X-CHANGE



EXPERT

	TE-CD 18/2 Li Kit (2x 1.5 Ah)	TE-CD 18/40 Li (2x 2.0 Ah)
Battery voltage	18 V	18 V
Battery capacity	1.5 Ah	2.0 Ah
Charging time	30 min	40 min
Idling speed	0 - 350 / 0 - 1250 min ⁻¹	0 - 400 / 0 - 1500 min ⁻¹
Torque (hard)	44 Nm	40 Nm
Torque settings	20+1	20+1
Drill chuck	10 mm	13 mm
Product weight	1.4 kg (incl. battery)	1.5 kg (incl. battery)
Brushless motor	—	—
Metal drill chuck	—	—
Metal gear box	•	•
Quick Stop	•	•
LED	•	•
Belt clip	•	•
Bit box	—	•
Number of batteries	2	2
Packaging	Case	E-Box S35
Additional handle	—	—
Article number	4513830	4513910

CORDLESSDRILLS 18 V

POWER X-CHANGE



EXPERT

POWER X-CHANGE



CLASSIC

	TE-CD 18/40 Li (2x 1.5 Ah)	TC-CD 18/35 Li (1x 1.5 Ah)
Battery voltage	18 V	18 V
Battery capacity	1.5 Ah	1.5 Ah
Charging time	60 min	60 min
Idling speed	0 - 350 / 0 - 1250 min ⁻¹	0 - 600 min ⁻¹
Torque (hard)	40 Nm	35 Nm
Torque settings	20+1	20+1
Drill chuck	13 mm	10 mm
Product weight	1.5 kg (incl. battery)	1.3 kg (incl. battery)
Brushless motor	—	—
Metal drill chuck	—	—
Metal gear box	•	•
Quick Stop	•	•
LED	•	•
Belt clip	—	—
Bit box	—	—
Number of batteries	2	1
Packaging	Case	Colour box
Additional handle	—	—
Article number	4513912	4513914



Note: For safe handling of the products please refer to the instructions in the operating manual.

CORDLESS IMPACT DRILLS 18 V



POWER X-CHANGE



BRUSHLESS ENERGY

EXPERT PLUS

POWER X-CHANGE



BRUSHLESS ENERGY

EXPERT PLUS

CORDLESS IMPACT DRILLS 18 V

	TE-CD 18 Li-i Brushless - Solo	TE-CD 18 Li-i BL (2x 2.0 Ah)
Battery voltage	18 V	18 V
Battery capacity	—	2.0 Ah
Charging time	—	40 min
Idling speed	0 - 500 / 0 - 1800 min ⁻¹	0 - 500 / 0 - 1800 min ⁻¹
Blow rate	0 - 8000 / 0 - 28800 min ⁻¹	0 - 8000 / 0 - 28800 min ⁻¹
Torque (hard)	60 Nm	60 Nm
Torque settings	20+1+1	20+1+1
Drill chuck	13 mm	13 mm
Product weight	1.3 kg (excl. battery)	1.7 kg (incl. battery)
Brushless motor	•	•
Metal drill chuck	•	•
Metal gear box	•	•
Quick Stop	•	•
LED	•	•
Number of batteries	0	2
Packaging	Colour box	E-Box S35
Additional handle	•	•
Article number	4513860	4513861



CORDLESS IMPACT DRILLS 18 V

POWER X-CHANGE



NEW

EXPERT

POWER X-CHANGE






EXPERT PLUS

POWER X-CHANGE



EXPERT PLUS

	TE-CD 18/48 Li-i (1x 2.0 Ah)	TE-CD 18-2 Li-i - Solo	TE-CD 18-2 Li-i
Battery voltage	18 V	18 V	18 V
Battery capacity	2.0 Ah	—	1.5 Ah
Charging time	40 min	—	30 min
Idling speed	0 - 400 / 0 - 1500 min ⁻¹	0 - 320 / 0 - 1350 min ⁻¹	0 - 320 / 0 - 1350 min ⁻¹
Blow rate	0 - 6400 / 0 - 24000 min ⁻¹	0 - 5120 / 0 - 21600 min ⁻¹	0 - 5120 / 0 - 21600 min ⁻¹
Torque (hard)	48 Nm	48 Nm	48 Nm
Torque settings	20+1+1	23+1+1	23+1+1
Drill chuck	13 mm	13 mm	13 mm
Product weight	1.7 kg (incl. battery)	1.4 kg (excl. battery)	1.8 kg (incl. battery)
Brushless motor	—	—	—
Metal drill chuck	•	—	—
Metal gear box	•	•	•
Quick Stop	•	•	•
LED	•	•	•
Number of batteries	1	0	1
Packaging	E-Box S35	Colour box	Case
Additional handle	•	•	•
Article number	4513916	4513802	4513800
			

TESTBERICHTE.DE: EINHELL IS A QUALITY BRAND

Testberichte.de is Germany's biggest independent online platform for professional consumer product testing and comparison. It named Einhell a "2015 Quality Brand" in the Cordless Screwdriver category.

The award is proof of Einhell Germany's top class product portfolio and the outstanding product quality offered by the company.



CORDLESS IMPACT DRIVERS 18 V



SHORT DESIGN
Also ideal for small corners

**6.35 MM (1/4")
HEXAGON FITTING**

LEDs
Well illuminated work area thanks to 3 LEDs

HIGH TORQUE
for large-diameter screws

**POWER X-CHANGE
LITHIUM-ION BATTERY**
The rechargeable battery can be used in all the devices from the Power X-Change family



BRUSHLESS MOTOR
More power and prolonged operation



Cordless Impact Driver
TE-CI 18 Li BL

BELT CLIP
The driver can be kept securely on the belt even in difficult working positions



EXPERT PLUS

CORDLESS IMPACTDRIVERS 18V

	TE-CI 18 Li Brushless - Solo
Battery voltage	18 V
Battery capacity	—
Charging time	—
Idling speed	0 - 2900 min-1
Torque (hard)	180 Nm
Bit mount	Internal hexagon 6.35 mm (1/4")
Product weight	1.1 kg (excl. battery)
Brushless motor	•
LED	•
Metal gear box	•
Electronic speed control	•
Belt clip	•
Number of batteries	0
Packaging	Colour box
Bit adapter	—
Article number	4510030



POWER X-CHANGE





POWER X-CHANGE



**CORDLESS
IMPACTDRIVERS 18V**

EXPERT PLUS **NEW**

EXPERT PLUS

	TE-CI 18/1 Li - Solo	TE-CI 18/1 Li (1x 2.0 Ah)
Battery voltage	18 V	18 V
Battery capacity	—	2.0 Ah
Charging time	—	40 min
Idling speed	0 - 2300 min ⁻¹	0 - 2300 min ⁻¹
Torque (hard)	140 Nm	140 Nm
Bit mount	Internal hexagon 6.35 mm (1/4")	Internal hexagon 6.35 mm (1/4")
Product weight	1.2 kg (excl. battery)	1.6 kg (incl. battery)
Brushless motor	—	—
LED	•	•
Metal gear box	•	•
Electronic speed control	•	•
Belt clip	•	•
Number of batteries	0	1
Packaging	Colour box	E-Box S35
Bit adapter	—	—
Article number	4510034	4510036
		


POWER X-CHANGE



BRUSHLESS ENERGY

EXPERT PLUS

**CORDLESS
IMPACTWRENCH 18V**

	TE-CW 18 Li Brushless - Solo
Battery voltage	18 V
Battery capacity	—
Charging time	—
Idling speed	0 - 2900 min ⁻¹
Torque (hard)	215 Nm
Bit mount	External square
Product weight	1.1 kg (excl. battery)
Brushless motor	•
LED	•
Metal gear box	•
Electronic speed control	•
Belt clip	•
Number of batteries	0
Packaging	Colour box
Bit adapter	•
Article number	4510040
	

CORDLESS ROTARY HAMMERS

POWER X-CHANGE

HEROCCO



PNEUMATIC HAMMER MECHANISM
Only slight pressure needs to be applied to achieve high impact force

ELECTRONIC SPEED CONTROL
The right rotational speed for every application

4 FUNCTIONS
Driving, drilling, impact drilling, chiseling with lock

POWER X-CHANGE LITHIUM-ION BATTERY
The rechargeable battery can be used in all the devices from the Power X-Change family

BRUSHLESS MOTOR
More power and prolonged operation

Cordless Rotary Hammer
HEROCCO

INTEGRATED LED
Well illuminated work area even in poor lighting conditions

BRUSHLESS ENERGY
Einhell



CORDLESS ROTARYHAMMERS



	HEROCCO
Battery voltage	18 V
Battery capacity	—
Charging time	—
Idling speed	0 - 1200 min ⁻¹
Blow rate	0 - 5500 min ⁻¹
Impact force	2.2 J
Drilling capacity, cement	20 mm
Drill chuck	SDS-plus
Product weight	2.5 kg (excl. battery)
Brushless motor	•
Speed control electronics	•
Pneumatic impact mechanism	•
Functions	4
LED	•
Automatic lock	•
Soft grip	•
Number of batteries	0
Packaging	E-Box M40
Accessories	1 magnetic bit adapter
Article number	4513900



CORDLESS ROTARYHAMMERS



	TE-HD 18 Li - Solo
Battery voltage	18 V
Battery capacity	—
Charging time	—
Idling speed	0 - 1100 min ⁻¹
Blow rate	0 - 5700 min ⁻¹
Impact force	1.2 J
Drilling capacity, cement	12 mm
Drill chuck	SDS-plus
Product weight	1.4 kg (excl. battery)
Brushless motor	—
Speed control electronics	•
Pneumatic impact mechanism	•
Functions	3
LED	•
Automatic lock	•
Soft grip	•
Number of batteries	0
Packaging	Colour box
Accessories	1 magnetic bit adapter
Article number	4513812



	TE-HD 18 Li Kit
Battery voltage	18 V
Battery capacity	1.5 Ah
Charging time	30 min
Idling speed	0 - 1100 min ⁻¹
Blow rate	0 - 5700 min ⁻¹
Impact force	1.2 J
Drilling capacity, cement	12 mm
Drill chuck	SDS-plus
Product weight	1.8 kg (incl. battery)
Brushless motor	—
Speed control electronics	•
Pneumatic impact mechanism	•
Functions	3
LED	•
Automatic lock	•
Soft grip	•
Number of batteries	1
Packaging	Case
Accessories	1 magnetic bit adapter
Article number	4513810



CORDLESS ANGLE GRINDERS

POWER X-CHANGE

AXXIO

ALUMINIUM GEAR HOUSING
Durable and robust

SPINDLE LOCK
Easy and quick disc change

ANTI-VIBRATION ADDITIONAL HANDLE
For comfortable and tireless working. Can be fitted in 2 different positions – for both left-handed and right-handed users

OVERLOAD CUT-OUT
Protects the high-quality components and ensures long operation

SOFT START FUNCTION AND RESTART SAFEGUARD
Provide even more safety for the user



Cordless Angle Grinder
AXXIO

BRUSHLESS MOTOR
More power and prolonged operation

POWER X-CHANGE LITHIUM-ION BATTERY
The rechargeable battery can be used in all the devices from the Power X-Change family

SLIMLINE DESIGN AND SOFT GRIP SURFACES
For safe and comfortable operation

DISC GUARD WITH QUICK ADJUST FACILITY
Quick adjustment to the working position without any tools

BRUSHLESS ENERGY
Einhell





POWER X-CHANGE
BRUSHLESS ENERGY
AXXIO
NEW **EXPERT PLUS**

CORDLESS ANGLE GRINDERS

	AXXIO
Battery voltage	18 V
Battery capacity	—
Charging time	—
Idling speed	9000 min ⁻¹
Wheel diameter	125 mm
Max. cutting depth	30 mm
Product weight	1.2 kg (excl. battery)
Brushless motor	•
Soft start	•
Restart safeguard	•
Overload cut-out	•
Disc guard with quick adjust facility	•
Spindle Lock	•
Soft grip	•
Vibration-absorbing handle	•
Additional handle	can be mounted in 2 positions
Number of batteries	0
Face spanner	•
Cutting wheel	—
Packaging	Colour box
Article number	4431140



CORDLESS ANGLE GRINDERS

	TE-AG 18/115 Li - Solo	TE-AG 18/115 Li Kit (1x 3.0 Ah)	TC-AG 18/115 Li - Solo
Battery voltage	18 V	18 V	18 V
Battery capacity	—	3.0 Ah	—
Charging time	—	60 min	—
Idling speed	8500 min ⁻¹	8500 min ⁻¹	8500 min ⁻¹
Wheel diameter	115 mm	115 mm	115 mm
Max. cutting depth	28 mm	28 mm	28 mm
Product weight	1.2 kg (excl. battery)	1.8 kg (incl. battery)	1.2 kg (excl. battery)
Brushless motor	—	—	—
Soft start	•	•	•
Restart safeguard	•	•	•
Overload cut-out	•	•	•
Disc guard with quick adjust facility	•	•	•
Spindle Lock	•	•	—
Soft grip	•	•	•
Vibration-absorbing handle	—	—	—
Additional handle	can be mounted in 3 positions	can be mounted in 3 positions	can be mounted in 3 positions
Number of batteries	0	1	0
Face spanner	•	•	•
Cutting wheel	—	—	—
Packaging	Colour box	E-Box S35	Colour box
Article number	4431110	4431119	4431130

CORDLESS CIRCULAR SAWS



DUST EXTRACTION

Clean work area thanks to dust extraction system (suitable for all standard dust extractors)

Cordless Circular Saw
TE-CS 18 Li

POWER X-CHANGE LITHIUM-ION BATTERY

The rechargeable battery can be used in all the devices from the Power X-Change family

SPINDLE LOCK

Easy and quick saw blade change

ALUMINIUM BASE PLATE


Can be adjusted without tools – for mitre cuts up to 45°

QUICK RELEASE

Simple toolless adjustment of cut depth and tilt angle

LED

Optimum illumination of the cutting area



CORDLESS CIRCULAR SAWS

	NEW TE-CS 18/165 Li - Solo	EXPERT PLUS TE-CS 18 Li - Solo
Battery voltage	18 V	18 V
Battery capacity	–	–
Charging time	–	–
Idling speed	4200 min ⁻¹	4200 min ⁻¹
Saw blade	Ø 165 x Ø 20 mm	Ø 150 x Ø 10/16 mm
Cutting depth 90°	54 mm	48 mm
Cutting depth 45°	35 mm	32 mm
Product weight	2.4 kg (excl. battery)	2.3 kg (excl. battery)
Adjustment without tools (depth/angle)	•	•
LED	•	•
Aluminium sawing table	•	•
Spindle Lock	•	•
Double-sided safety lock-off	•	•
Dust extraction device	•	•
Soft grip	•	•
Saw blade	•	•
Parallel stop	•	•
Accessories	–	–
Article number	4331204	4331200

CORDLESS JIGSAW



POWER X-CHANGE



EXPERT PLUS

POWER X-CHANGE



EXPERT PLUS

CORDLESS JIGSAW

	TE-JS 18 Li - Solo	TE-JS 18 Li Kit (1x 2.0 Ah)
Battery voltage	18 V	18 V
Battery capacity	—	2.0 Ah
Charging time	—	40 min
Stroke speed	0 - 2400 min ⁻¹	0 - 2400 min ⁻¹
Cutting depth (wood/plastic/steel)	80 / 12 / 10 mm	80 / 12 / 10 mm
Product weight	1.8 kg (excl. battery)	2.2 kg (incl. battery)
Universal blade holder	•	•
Pendulum action	4 settings	4 settings
Cutting angle adjustment without tools	•	•
Blade change without tools	•	•
Vacuum cleaner connection	•	•
LED	•	•
Dust-blower function	•	•
Cutting line guide	•	•
Number of batteries	0	1
Packaging	Colour box	Colour box
Accessories	Parallel stop, chip guard	Parallel stop, chip guard
Article number	4321200	4321203
		



CORDLESS ALL PURPOSE SAW



EXPERT PLUS

CORDLESS ALL PURPOSE SAW

	TE-AP 18 Li - Solo
Battery voltage	18 V
Battery capacity	—
Charging time	—
Stroke speed	0 - 2600 min ⁻¹
Stroke height	22 mm
Cutting depth (wood / steel)	100 / 6 mm
Saw blade thickness	0.6 - 1.6 mm
Product weight	1.6 kg (excl. battery)
Blade change without tools	•
Soleplate adjustment without tools	•
Soft grip	•
Pivotable head section	—
Pendulum action	—
Number of batteries	0
Accessories	1 saw blade (wood)
Article number	4326300




CORDLESS MITRE SAW



DUST BAG

The dust bag keeps the air clean in the workplace. Alternatively, a dust extractor can also be connected



Cordless Mitre Saw
TE-MS 18/210 Li

BATTERY POWERED

Usable practically anywhere thanks to battery operation and the compact design

LED LAMP

Work safely, accurately and fast, even in difficult light conditions, thanks to the integrated LED lamp

TILTABLE SAW HEAD

The tiltable saw head enables precise miter cuts to be performed quickly and easily

LASER

With the aid of the integrated line laser, the exact path of the cut is projected onto the workpiece as a line for the best possible control.

TURNTABLE

The high-quality turntable has exact angle adjustment facilities which can be infinitely adjusted and locked in standard angle positions (15° / 22.5° / 30° / 45°) single handedly

'X-TEND' WORK SUPPORTS

The sturdy side supports for longer workpieces can be handled with just one hand



CORDLESSMITRESAW

NEW

EXPERT

TE-MS 18/210 Li - Solo

Battery voltage	18 V
Battery capacity	—
Speed	3080 min ⁻¹
Saw blade	Ø 210 x Ø 30 mm
Number of teeth	40
Swiveling range	-47° to +47°
Mitre cut	0° to 45° to the left
Max. cutting width 90°	120 x 60 mm
Product weight	7.9 kg (excl. battery)
Laser	•
LED light	•
Soft start	•
Overload cut-out	•
'X-Tend' support with limit stop	•
Clamping device	•
Number of batteries	0
Precision TCT saw blade	1 pc
Sawdust bag	•
Article number	4300890



CORDLESS MULTIFUNCTIONAL TOOLS

POWER X-CHANGE

VARRITO

ELECTRONIC SPEED CONTROL

Using the right speed ensures that the tool is properly adjusted to each material and application

Cordless Multifunctional Tool
VARRITO



POWER X-CHANGE LITHIUM-ION BATTERY

The rechargeable battery can be used in all the devices from the Power X-Change family

SOFT GRIP SURFACES

make it safe and comfortable to work with the device

QUICK RELEASE AND MAGNETIC TOOL FIXATION

Changing accessories comfortably in minimum time and without the need of tools

OSCILLATION

11000 - 20000 vibrations per minute with a 3.2 degree angle of oscillation




POWER X-CHANGE



VARRITO
EXPERT PLUS

CORDLESS
MULTIFUNCTIONAL TOOLS

NEW

	VARRITO
Battery voltage	18 V
Battery capacity	—
Idling speed	11000 - 20000 min ⁻¹
Oscillation angle	3.2°
Abrasive paper size	93 x 93 x 93 mm
Product weight	1.1 kg (excl. battery)
Speed control electronics	•
Soft grip	•
Quick-release lock	•
Magnetic tool mounting	•
Number of batteries	0
Delta grinding/sanding disc	•
Abrasive paper	3x P60, 3x P80, 3x P120
Scraper	•
Plunge-cut blades	1x wood/plastic, 1x metal
Segment saw blade	1x wood/plastic/metal, 1x tile joints
Article number	4465160
 4 006825 618648	


POWER X-CHANGE



CLASSIC

CORDLESS
MULTIFUNCTIONAL TOOLS

NEW

	TC-MG 18 Li - Solo
Battery voltage	18 V
Battery capacity	—
Idling speed	11000 - 20000 min ⁻¹
Oscillation angle	3.2°
Abrasive paper size	93 x 93 x 93 mm
Product weight	0.9 kg (excl. battery)
Speed control electronics	•
Soft grip	•
Quick-release lock	—
Magnetic tool mounting	•
Number of batteries	0
Delta grinding/sanding disc	•
Abrasive paper	3x P60, 3x P80, 3x P120
Scraper	•
Plunge-cut blades	1x wood/plastic, 1x metal
Segment saw blade	—
Article number	4465170
 4 006825 628593	

CORDLESS ROTATING SANDER



ELECTRONIC SPEED CONTROL

Using the right speed ensures that the tool is properly adjusted to each material and application

SOFT GRIP SURFACES
make it safe and comfortable to work with the tool

POWER X-CHANGE LITHIUM-ION BATTERY

The rechargeable battery can be used in all the devices from the Power X-Change family

Cordless Rotating Sander
TE-RS 18 Li

HOOK AND LOOP FASTENING

Secure holding of the abrasive paper, best results, easy and quick paper change

INTEGRATED DUST EXTRACTION SYSTEM

Dust bag and a connection for an external dust extractor, suitable for all standard dust extractors, mean far less dust on the job



EXPERT PLUS

CORDLESS ROTATING SANDER

	TE-RS 18 Li - Solo
Battery voltage	18 V
Battery capacity	—
Oscillating speed	14000 - 22000 min ⁻¹
Oscillating circuit, Ø	2.0 mm
Abrasive paper, Ø	125 mm
Product weight	1.2 kg (excl. battery)
Speed control electronics	•
Hook and loop fastening system	•
Dust extraction	by use of dust bag
Soft grip	•
Number of batteries	0
Abrasive paper	1x P80
Article number	4462010



CORDLESS MULTIPLE SANDER



EXPERT PLUS

CORDLESS MULTIPLE SANDER

	TE-OS 18/1 Li - Solo
Battery voltage	18 V
Battery capacity	—
Oscillating speed	24000 min ⁻¹
Oscillating circuit, Ø	1.6 mm
Abrasive paper size	150 x 150 x 100 mm
Product weight	0.8 kg (excl. battery)
Soft grip	•
Hook and loop fastening system	•
Dust extraction	by use of dust collection box & dust extraction adapter
Number of batteries	0
Abrasive paper	3x P120, 3x P240
Dust extraction adapter	•
Article number	4460713




CORDLESS CAR POLISHING MACHINE



CORDLESS CAR POLISHING MACHINE

Li-ion Battery Pack	18 V / -
Rotation speed	2500 min ⁻¹
Diameter	254 mm
Product weight	1.9 kg (excl. battery)
Member of the PXC family	•
ON/OFF switch	•
Overload cut-out	•
Ergonomic soft grip	•
Textile bonnet	1
Synthetic bonnet	1
Article number	2093301



4 006825 626599

CAR ACCESSORIES

Can be used for	Polishing Bonnets
Items supplied	CE-CB 18/254 Li - Solo / CC-PO 90
Article number	1 textile bonnet, 1 synthetic bonnet
	2093095



4 006825 631517



CORDLESS VACUUM CLEANERS

POWER X-CHANGE

Cordless
Wet+Dry Vacuum Cleaner
TC-VC 18/20 Li S



BLOW CONNECTOR

The suction hose can be connected to the blow connection to enable hard-to-reach areas to be blow-cleaned as well

POWER X-CHANGE LITHIUM-ION BATTERY

The rechargeable battery can be used in all the devices from the Power X-Change family

CARRY HANDLE

The carry handle is in the ideal position on the equipment

ACCESSORY HOLDER

The TC-VC 18/20 Li S is always ready for action thanks to the accessory holder directly on the equipment

STAINLESS STEEL TANK

The 20 l stainless steel tank provides sufficient capacity for dirt and liquids

CASTORS

Thanks to the 4 castors the wet and dry vacuum cleaner is easy to move about in the workshop, garage or living area


COMBINATION NOZZLE

Large combination nozzle for carpets and smooth floors when used for dry and wet vacuuming






**CORDLESS WET AND DRY
VACUUM CLEANER**

	NEW CLASSIC
	TC-VC 18/20 Li S - Solo
Battery voltage	18 V
Battery capacity	—
Suction power	80 mbar
Tank volume	20 l
Product weight	3.6 kg (excl. battery)
Also suitable for wet vacuuming	•
Suction hose	Plastic 150 cm
Nozzles	Crevice, upholstery, floor nozzle (1x each)
Filters	Foam filter, pleated filter (1x each)
Article number	2347130
 4 006825 625998	



**CORDLESS HANDHELD
VACUUM CLEANER**

	EXPERT PLUS
	TE-VC 18 Li - Solo
Battery voltage	18 V
Battery capacity	—
Suction power	42 mbar
Tank volume	0.54 l
Product weight	0.9 kg (excl. battery)
Also suitable for wet vacuuming	—
Suction tube	Plastic 46.5 cm
Nozzles	Crevice, upholstery, floor nozzle (1x each)
Filters	1 washable synthesis filter (1x each)
Article number	2347120
 4 006825 612646	

6-IN-1 CORDLESS HYBRID COMPRESSOR

POWER X-CHANGE

PRESSITO

HYBRID FUNCTION

For use with a power cable or rechargeable battery on the go

MANUAL PRESSURE SETTING ADJUSTMENT

High-pressure pump with manual adjustment of the pressure settings up to 11 bar

COMFORTABLE TRANSPORT

Soft grip for easy transport

MULTIFUNCTIONAL

High-pressure pumping, low-pressure pumping and low-pressure suctioning with just a single device

PRESSURE INDICATOR

Easy-to-operate manual digital pressure indicator



Hybrid Compressor
PRESSITO

ACCESSORIES

With the 3-piece inflation adapter set for balls, tires and air mattresses, the compressor is highly versatile

COMFORTABLE

Cable and hoses are kept directly on the tool itself

POWER X-CHANGE LITHIUM-ION BATTERY

The rechargeable battery can be used in all the devices from the Power X-Change family

POWER X-CHANGE



6-IN-1 CORDLESS HYBRIDCOMPRESSOR

NEW

EXPERT

	PRESSITO
Battery voltage	18 V
Battery capacity	—
Mains connection	220 - 240 V ~ 50 Hz
Suction power	21 l/min
Max. output power at 0 bar 4 bar 7 bar	16 l/min 10 l/min 8 l/min
Max. operating pressure	11 bar
Product weight	2.2 kg (excl. battery)
Hybrid function	•
Digital pressure indicator	•
Soft grip	•
Cable storage	•
Number of batteries	0
Hoses incl.	High pressure hose, low pressure hose
Adapter set	•
Article number	4020460
	 4 006825 627244



CORDLESS RADIO



EXPERT PLUS

CORDLESSRADIO

	TE-CR 18 Li - Solo
Battery voltage	18 V
Battery capacity	—
AM Frequency	522 - 1620 kHz
FM Frequency	87.5 - 108 MHz
Station memory (AM/FM)	10 / 10
Product weight	0.7 kg (excl. battery)
LCD display	•
Integrated antenna	•
AUX-IN connection	•
Carry handle	•
Storage room at the back for a mobile phone etc.	•
Number of batteries	0
AUX cable	•
Article number	3408015



CORDLESS LIGHTS



EXPERT PLUS



EXPERT PLUS

CORDLESSLIGHTS

	TE-CL 18 Li H - Solo
Battery voltage	18 V
Battery capacity	—
Luminosity	280 lm
Light source	1 LED
Light ON time	8 h (1.5 Ah)
Product weight	0.2 kg (excl. battery)
Angle adjustment	•
Adjustable light beam	—
Metal hook	•
Soft grip	•
Number of batteries	0
Article number	4514130



	TE-CL 18 Li - Solo
Battery voltage	18 V
Battery capacity	—
Luminosity	270 lm
Light source	3 LED
Light ON time	8 h (1.5 Ah)
Product weight	0.2 kg (excl. battery)
Angle adjustment	•
Adjustable light beam	•
Metal hook	—
Soft grip	•
Number of batteries	0
Article number	4514110




USB BATTERY ADAPTER



USB BATTERY ADAPTER

EXPERT PLUS


	TE-CP 18 Li USB - Solo
Battery voltage	18 V
Battery capacity	—
USB connections	2
Output current USB 1	1.0 A
Output current USB 2	2.1 A
Product weight	0.1 kg (excl. battery)
Number of batteries	0
Article number	4514120
 4 006825 608878	

CORDLESS BLOWER



CORDLESS BLOWER

EXPERT PLUS

	TE-CB 18/180 Li - Solo
Battery voltage	18 V
Battery capacity	—
Blow velocity step 1 step 2	130 km/h 180 km/h
Product weight	1.0 kg (excl. battery)
Electronic speed control	•
Number of batteries	0
Inflation nozzles	3 pcs
Article number	3408001
 4 006825 631746	

POWER X-CHANGE – ACCESSORIES



POWER X-CHANGE ACCESSORIES

Items supplied	1 Li-ion battery + 1 charger
Battery voltage	18 V
Battery energy	27 Wh
Battery power	450 W
Battery capacity	1.5 Ah
Article number	4512021

1.5 Ah PXC Starter Kit
1 Li-ion battery + 1 charger
18 V
27 Wh
450 W
1.5 Ah
4512021

2.0 Ah PXC Starter Kit
1 Li-ion battery + 1 charger
18 V
36 Wh
450 W
2.0 Ah
4512040



POWER X-CHANGE ACCESSORIES

Items supplied	1 Li-ion battery + 1 charger
Battery voltage	18 V
Battery energy	54 Wh
Battery power	900 W
Battery capacity	3.0 Ah
Article number	4512041

3.0 Ah PXC Starter Kit
1 Li-ion battery + 1 charger
18 V
54 Wh
900 W
3.0 Ah
4512041

4.0 Ah PXC Starter Kit
1 Li-ion battery + 1 charger
18 V
72 Wh
900 W
4.0 Ah
4512042



POWER X-CHANGE ACCESSORIES

Items supplied	1 charger
Can be used for	PXC batteries (18 V)
Charging current	3.0 A
Multi charger	–
Integrated wall mount	•
Article number	4512011

Power X-Charger
1 charger
PXC batteries (18 V)
3.0 A
–
•
4512011

Power X-Twin Charger 3 A
1 charger
PXC batteries (18 V)
3 A each slot (parallel charging)
•
•
4512069

Power X-Boost Charger 6 A
1 charger
PXC batteries (18 V)
PXC: 3 - 4 A; PXC Plus: 3 - 6 A
–
•
4512064



NEW

NEW

POWER X-CHANGE ACCESSORIES

POWER X-CHANGE



POWER X-CHANGE



POWER X-CHANGE



	2.0 Ah PXC Battery	3.0 Ah PXC Battery	4.0 Ah PXC Battery
Items supplied	1 Li-ion battery	1 Li-ion battery	1 Li-ion battery
Battery voltage	18 V	18 V	18 V
Battery energy	36 Wh	54 Wh	72 Wh
Battery power	450 W	900 W	900 W
Battery capacity	2.0 Ah	3.0 Ah	4.0 Ah
Article number	4511395	4511341	4511396

POWER X-CHANGE ACCESSORIES

POWER X-CHANGE



POWER X-CHANGE



	2.6 Ah PXC Battery	5.2 Ah PXC Battery
Items supplied	1 Li-ion battery	1 Li-ion battery
Battery voltage	18 V	18 V
Battery energy	47 Wh	94 Wh
Battery power	720 W	1260 W
Battery capacity	2.6 Ah	5.2 Ah
Article number	4511436	4511437

WHICH BATTERY GETS CHARGED UP BY WHICH CHARGER AND HOW FAST?

	Art. Nr.	1.5 Ah PXC Battery*	2.0 Ah PXC Battery	3.0 Ah PXC Battery	4.0 Ah PXC Battery	2.6 Ah PXC Plus Batt.	5.2 Ah PXC Plus Batt.
Power X-Charger	4512011	4511340	4511395	4511341	4511396	4511436	4511437
Power X-Twin Charger 3 A	4512069	30 min	40 min	60 min	75 min	55 min	100 min
Power X-Boost Charger 6 A	4512064						
Power X-Boost Charger 6 A (Boost Mode)	4512064	24 min	30 min	32 min	40 min	30 min	50 min
Power X-Charger 1.5 A*	4512068	60 min	80 min	120 min	160 min	110 min	215 min

* Not available separately



POWER X-CHANGE – ACCESSORIES



POWER X-CHANGE ACCESSORIES

NEW

NEW

	E-Box M55	E-Box S35
Items supplied	1 universal case	1 universal case
Internal dimensions	510 x 327 x 124 mm	310 x 250 x 89.5 mm
External dimensions	550 x 400 x 150 mm	350 x 330 x 110 mm
Load capacity	30 kg	12 kg
Product weight	3.0 kg	1.6 kg
Article number	4530049	4530045
	 4 006825 631739	 4 006825 629750



Note: No tools are supplied with the E-Box

CORDLESS SCREWDRIVERS 3.6 V






**CORDLESS
SCREWDRIVERS 3.6 V**

NEW

EXPERT

	TE-SD 3.6/1 Li
Battery voltage	3.6 V
Battery capacity	1.5 Ah
Charging time	3 - 5 h
Idling speed	180 min ⁻¹
Torque (hard)	4.5 Nm
Product weight	0.4 kg
Bit locking sleeve	—
Rotatable	—
LED	•
Micro USB charger	•
Clockwise and counter-clockwise operation	•
Charge status indicator	•
Magnetic screw holder	—
Bits	10 pcs
Charging station	—
Metal box	•
Article number	4513501



4 006825 622744

**CORDLESS
SCREWDRIVERS 3.6 V**



EXPERT



EXPERT



CLASSIC

	TE-SD 3.6 Li	TE-SD 3.6 Li Kit	TC-SD 3.6 Li
Battery voltage	3.6 V	3.6 V	3.6 V
Battery capacity	1.5 Ah	1.5 Ah	1.3 Ah
Charging time	3 h	3 h	3 - 5 h
Idling speed	200 min ⁻¹	200 min ⁻¹	200 min ⁻¹
Torque (hard)	3.5 Nm	3.5 Nm	3 Nm
Product weight	0.4 kg	0.4 kg	0.4 kg
Bit locking sleeve	•	•	—
Rotatable	•	•	•
LED	•	•	•
Micro USB charger	—	—	—
Clockwise and counter-clockwise operation	•	•	•
Charge status indicator	•	•	•
Magnetic screw holder	•	•	—
Bits	9 pcs	32-piece bit box	6 pcs
Charging station	•	—	—
Metal box	—	•	—
Article number	4513490	4513495	4513442



4 006825 580150



4 006825 598575



4 006825 604733

CORDLESS DRILLS 12 V



NEW

EXPERT



NEW




EXPERT



NEW

EXPERT

CORDLESSDRILLS 12V

	TE-CD 12/1 X-Li (1x 2.0 Ah)	TE-CD 12/1 Li (2x 2.0 Ah)	TE-CD 12/1 Li (1x 2.0 Ah)
Battery voltage	12 V	12 V	12 V
Battery capacity	2.0 Ah	2.0 Ah	2.0 Ah
Charging time	45 min	45 min	45 min
Idling speed	0 - 400 / 0 - 1400 min ⁻¹	0 - 400 / 0 - 1400 min ⁻¹	0 - 400 / 0 - 1400 min ⁻¹
Torque (hard)	30	30	30
Torque settings	19+1	19+1	19+1
Drill chuck	10 mm	10 mm	10 mm
Product weight	1.1 kg (incl. battery)	1.1 kg (incl. battery)	1.1 kg (incl. battery)
Metal gear box	•	•	•
Quick Stop	•	•	•
LED	•	•	•
Removable drill chuck	•	—	—
Clockwise and counter-clockwise operation	•	•	•
Number of batteries	1	2	1
Packaging	Storage carton with magnetic lock	Storage carton with magnetic lock	Storage carton with magnetic lock
Bits	—	—	—
Article number	4513592	4513594	4513590
			



CLASSIC





CLASSIC



CLASSIC

CORDLESSDRILLS 12V

	TC-CD 12 Li	TH-CD 12-2 Li	TH-CD 12 Li
Battery voltage	12 V	12 V	12 V
Battery capacity	1.3 Ah	1.3 Ah	1.3 Ah
Charging time	1 h	3 - 5 h	3 - 5 h
Idling speed	0 - 300 / 0 - 1050 min ⁻¹	0 - 350 / 0 - 1300 min ⁻¹	0 - 400 min ⁻¹
Torque (hard)	20 Nm	24 Nm	22 Nm
Torque settings	17+1	19+1	19+1
Drill chuck	10 mm	10 mm	10 mm
Product weight	1.1 kg (incl. battery)	1.0 kg (incl. battery)	1.0 kg (incl. battery)
Metal gear box	•	•	•
Quick Stop	•	•	•
LED	•	—	—
Removable drill chuck	•	—	—
Clockwise and counter-clockwise operation	•	•	•
Number of batteries	1	1	1
Packaging	Case	Case	Colour box
Bits	—	—	—
Article number	4513206	4513660	4513650
			

CORDLESS DRILLS 14.4 V





CLASSIC




CLASSIC

CORDLESS DRILLS 14.4V

	TH-CD 14.4-2 Li	TH-CD 14.4-2 2B Li
Battery voltage	14.4 V	14.4 V
Battery capacity	1.3 Ah	1.3 Ah
Charging time	3 - 5 h	3 - 5 h
Idling speed	0 - 350 / 0 - 1150 min ⁻¹	0 - 350 / 0 - 1150 min ⁻¹
Torque (hard)	33 Nm	33 Nm
Torque settings	19+1	19+1
Drill chuck	10 mm	10 mm
Product weight	1.4 kg (incl. battery)	1.4 kg (incl. battery)
Metal gear box	•	•
Quick Stop	•	•
LED	—	—
Charge status indicator	•	•
Clockwise and counter-clockwise operation	•	•
Magnetic screw holder	•	•
Number of batteries	1	2
Packaging	Case	Case
Article number	4513670	4513671
	 4 006825 592504	 4 006825 592511

CORDLESS DRILLS ACCESSORIES



	Bit-Set
Items supplied	23-piece: 22 bits, 1 bit holder in a box with belt clip
Article number	4258073
	 4 006825 573268

CORDLESS IMPACT DRILLS





NEW

EXPERT



CLASSIC

CORDLESSIMPACTDRILLS

	TE-CD 12 Li-i (2x 2.0 Ah)	TC-CD 18-2 Li-i
Battery voltage	12 V	18 V
Battery capacity	2.0 Ah	1.5 Ah
Charging time	45 min	1 h
Idling speed	0 - 400 / 0 - 1400 min ⁻¹	0 - 350 / 0 - 1250 min ⁻¹
Blow rate	0 - 6000 / 0 - 21000 min ⁻¹	0 - 5250 / 0 - 18750 min ⁻¹
Torque (hard)	30 Nm	40 Nm
Torque settings	20+1+1	18+1+1
Drill chuck	10 mm	13 mm
Product weight	1.2 kg (incl. battery)	1.5 kg (incl. battery)
Metal gear box	•	—
Quick Stop	•	•
LED	•	•
Removable drill chuck	—	•
Clockwise and counter-clockwise operation	•	•
Number of batteries	2	2
Packaging	Storage carton with magnetic lock	Case
Additional handle	—	—
Article number	4513890	4513825
		


CORDLESS IMPACT DRIVER



NEW

EXPERT

CORDLESSIMPACTDRIVER

	TE-CI 12 Li (1x 2.0 Ah)
Battery voltage	12 V
Battery capacity	2.0 Ah
Charging time	45 min
Idling speed	0 - 2400 min ⁻¹
Torque (hard)	90 Nm
Bit mount	Internal hexagon 6.35 mm (1/4")
Product weight	1.1 kg (incl. battery)
Brushless motor	—
LED	•
Metal gear box	•
Electronic speed control	•
Number of batteries	1
Packaging	Storage carton with magnetic lock
Bit adapter	—
Article number	4510050
	

DRYWALL SCREWDRIVER



CLASSIC

DRYWALLSCREWDRIVER

	TH-DY 500 E
Mains connection	230 V ~ 50 Hz
Power rating	500 W
Speed	0 - 2200 min ⁻¹
Tool mounting	Internal hexagon 6.35 mm (1/4")
Product weight	1.7 kg
Aluminium gear head	•
Adjustable screwing depth	•
Automatic start/stop gearing	•
Belt clip	•
Locking button for permanent operation	•
Electronic speed control	•
Packaging	Colour box
Article number	4259905



IMPACT DRILLS

DEPTH STOP

Infinitely adjustable depth stop made from solid metal

QUICK-CHANGE DRILL CHUCK

Easy tool changes

DUST EXTRACTION

Dust-free drilling thanks to innovative dust extractor adapter

ELECTRONIC SPEED CONTROL

The right speed for every application

CONSTANT ELECTRONIC CONTROL

No loss of speed even under high or alternating loads

CONTINUOUS DUTY LOCK

for pleasant and simple operation

ADDITIONAL HANDLE

Ergonomic additional handle with soft grip makes every job easier

Impact Drill
TE-ID 1050 CE





IMPACTDRILLS

	TE-ID 1050 CE	TE-ID 1050/1 CE	TC-ID 1000 E	TC-ID 1000 Kit
Mains connection	230 V ~ 50 Hz	230 V ~ 50 Hz	230 V ~ 50 Hz	220 - 240 V ~ 50 Hz
Power rating	1050 W	1050 W	1010 W	1010 W
Speed	0 - 1000 / 0 - 2800 min ⁻¹	0 - 1000 / 0-2800 min ⁻¹	0 - 3000 min ⁻¹	0 - 3000 min ⁻¹
Blow rate	0 - 15000 / 0 - 42000 min ⁻¹	0 - 15000 / 0 - 42000 min ⁻¹	0 - 48000 min ⁻¹	0 - 51000 min ⁻¹
Drilling capacity, wood	40 mm	40 mm	32 mm	32 mm
Drilling capacity, cement	16 mm	16 mm	16 mm	16 mm
Drilling capacity, steel	13 mm	13 mm	13 mm	13 mm
Drill chuck	13 mm	13 mm	13 mm	13 mm
Product weight	3.0 kg	3.0 kg	2.1 kg	2.3 kg
Speed control electronics	•	•	•	•
Spindle Lock	—	—	—	—
Soft grip	•	•	•	•
Metal drill chuck	•	•	•	—
Constant electronics	•	•	—	—
Dust extraction device	•	—	—	—
Additional handle	•	•	•	•
Packaging	Case	Case	Colour box	Case
Accessories	—	—	—	15-piece drill bits set
Article number	4259620	4259621	4259825	4259838



IMPACTDRILLS

	TE-ID 750 E	TE-ID 750/1 E	TC-ID 720 E	TC-ID 710 E
Mains connection	220 - 240 V ~ 50-60 Hz	220 - 240 V ~ 50-60 Hz	230 - 240 V ~ 50 Hz	230 V ~ 50 Hz
Power rating	750 W	750 W	720 W	710 W
Speed	0 - 2700 min ⁻¹	0 - 2700 min ⁻¹	0 - 2700 min ⁻¹	0 - 2700 min ⁻¹
Blow rate	0 - 43200 min ⁻¹	0 - 43200 min ⁻¹	0 - 43200 min ⁻¹	0 - 43200 min ⁻¹
Drilling capacity, wood	30 mm	30 mm	30 mm	25 mm
Drilling capacity, cement	14 mm	14 mm	13 mm	13 mm
Drilling capacity, steel	12 mm	12 mm	10 mm	10 mm
Drill chuck	13 mm	13 mm	13 mm	13 mm
Product weight	2.2 kg	2.2 kg	2.0 kg	2.1 kg
Speed control electronics	•	•	•	•
Spindle Lock	•	•	—	—
Soft grip	•	•	•	•
Metal drill chuck	•	•	—	—
Constant electronics	—	—	—	—
Dust extraction device	•	—	—	—
Additional handle	•	•	•	•
Packaging	Case	Case	Colour box	Colour box
Accessories	—	—	—	—
Article number	4259670	4259671	4259819	4259761



CLASSIC



EXPERT



CLASSIC

IMPACTDRILLS

	TC-ID 650 E	TE-ID 500 E	TC-ID 550 E
Mains connection	230 V ~ 50 Hz	220 - 240 V ~ 50/60 Hz	220 - 240 V ~ 50/60 Hz
Power rating	650 W	550 W	550 W
Speed	0 - 2600 min ⁻¹	0 - 3000 min ⁻¹	0 - 2800 min ⁻¹
Blow rate	0 - 41600 min ⁻¹	0 - 48000 min ⁻¹	0 - 44800 min ⁻¹
Drilling capacity, wood	25 mm	25 mm	25 mm
Drilling capacity, cement	13 mm	10 mm	13 mm
Drilling capacity, steel	10 mm	8 mm	10 mm
Drill chuck	13 mm	13 mm	13 mm
Product weight	1.8 kg	1.7 kg	1.7 kg
Speed control electronics	•	•	•
Spindle Lock	—	—	—
Soft grip	—	•	•
Metal drill chuck	—	—	—
Constant electronics	—	—	—
Dust extraction device	—	—	—
Additional handle	•	•	•
Packaging	Colour box	Case	Colour box
Accessories	—	—	—
Article number	4258682	4259610	4258621
			



ROTARY HAMMERS 2 KG CLASS

ELECTRONIC

SPEED CONTROL

The right speed for every application

PNEUMATIC

HAMMER MECHANISM

Only slight pressure needs to be applied to achieve high impact force

SDS-PLUS DRILL CHUCK

Easy tool change and optimum power transmission

5 FUNCTIONS

Drilling at low or high speed, impact drilling, chiselling with and without fixation

ADDITIONAL HANDLE

Ergonomic additional handle with soft grip makes every job easier





Rotary Hammer
TE-RH 28 5F

CONTINUOUS DUTY LOCK

for pleasant and simple operation



ROTARYHAMMERS 2 KG CLASS

	NEW	EXPERT
	TE-RH 28 5F	TE-RH 28/1 5F
Mains connection	220 - 240 V ~ 50 Hz	220 - 240 V ~ 50 Hz
Power rating	950 W	950 W
Speed	0 - 1200 / 0 - 2600 min ⁻¹	0 - 1200 / 0 - 2600 min ⁻¹
Blow rate	0 - 4500 min ⁻¹	0 - 4500 min ⁻¹
Impact force	3.0 J	3.0 J
Drilling capacity, cement	28 mm	28 mm
Drill chuck	SDS-plus	SDS-plus
Product weight	3.3 kg	3.3 kg
Speed control electronics	•	•
Vibration-absorbing handle	—	—
Pneumatic impact mechanism	•	•
Functions	5	5
Lock for continuous operation	•	•
Service interval indicator	—	—
Additional handle	•	•
Metal depth stop	•	•
Packaging	E-Box M45	E-Box M45
Accessories	Quick-action chuck	Quick-action chuck
Article number	4257970	4257972
		



NEW



NEW

EXPERT

ROTARYHAMMERS
2 KG CLASS

	TE-RH 26 4F	TE-RH 26/1 4F
Mains connection	220 - 240 V ~ 50 Hz	220 - 240 V ~ 50 Hz
Power rating	800 W	800W
Speed	0 - 930 min ⁻¹	0 - 930 min ⁻¹
Blow rate	0 - 4500 min ⁻¹	0 - 4500 min ⁻¹
Impact force	2.6 J	2.6 J
Drilling capacity, cement	26 mm	26 mm
Drill chuck	SDS-plus	SDS-plus
Product weight	2.9 kg	2.9 kg
Speed control electronics	•	•
Vibration-absorbing handle	—	—
Pneumatic impact mechanism	•	•
Functions	4	4
Lock for continuous operation	•	•
Service interval indicator	—	—
Additional handle	•	•
Metal depth stop	•	•
Packaging	E-Box M40	E-Box M40
Accessories	—	—
Article number	4257960	4257962
		





CLASSIC



EXPERT

ROTARYHAMMERS
2 KG CLASS

	TC-RH 800 E	RT-RH 20/1
Mains connection	230 - 240 V ~ 50 Hz	220 - 240 V ~ 50 Hz
Power rating	800 W	500 W
Speed	0 - 1000 min ⁻¹	0 - 1200 min ⁻¹
Blow rate	0 - 5180 min ⁻¹	0 - 5800 min ⁻¹
Impact force	2.5 J	1.6 J
Drilling capacity, cement	26 mm	20 mm
Drill chuck	SDS-plus	SDS-plus
Product weight	3.3 kg	2.2 kg
Speed control electronics	•	•
Vibration-absorbing handle	—	—
Pneumatic impact mechanism	•	•
Functions	4	4
Lock for continuous operation	•	•
Service interval indicator	—	—
Additional handle	•	•
Metal depth stop	•	•
Packaging	Case	Case
Accessories	—	—
Article number	4257920	4258491
		





Note: For safe handling of the products please refer to the instructions in the operating manual.

ROTARY HAMMERS 5 KG CLASS

SDS-MAX CHUCK

With the universal SDS-Max chuck, all tools for use as a chisel hammer or for drilling can be changed quickly and easily without tools

ANTI-VIBRATION

Comfortable to work with thanks to vibration-absorbing main handle

PRESS CONTROL

The practical press control visual display indicates exactly how pressure to apply

PNEUMATIC HAMMER MECHANISM

Only slight pressure needs to be applied to achieve high impact force

Rotary Hammer
TE-RH 38 E

ADDITIONAL HANDLE

Ergonomic additional handle with soft grip makes every job easier

STATUS DISPLAY

The integrated status LED lets the user know when the brushes need changing

ELECTRONIC SPEED CONTROL

The right speed for every application



ROTARYHAMMERS
5 KG CLASS



selbst
für den professionellen
Einsatz
MADE IN GERMANY
www.einhell.de

EXPERT PLUS



★★★★★
Kurztest
4/2015
selbst
machen

EXPERT PLUS

	TE-RH 38 E	TE-RH 32 E
Mains connection	220 - 240 V ~ 50 Hz	230 V ~ 50 Hz
Power rating	1050 W	1250 W
Speed	0 - 500 min ⁻¹	0 - 850 min ⁻¹
Blow rate	0 - 4100 min ⁻¹	0 - 4100 min ⁻¹
Impact force	9.0 J	5.0 J
Drilling capacity, cement	38 mm	32 mm
Drill chuck	SDS-max	SDS-plus
Product weight	6.9 kg	5.7 kg
Speed control electronics	•	•
Vibration-absorbing handle	•	•
Pneumatic impact mechanism	•	•
Functions	3	4
Lock for continuous operation	—	—
Service interval indicator	•	•
Additional handle	•	•
Metal depth stop	•	•
Packaging	Case	Case
Accessories	—	—
Article number	4257950	4257940



ROTARYHAMMERS
5 KG CLASS



EXPERT



EXPERT





CLASSIC

	RT-RH 32	RT-RH 32 Kit	TH-RH 1600
Mains connection	230 V ~ 50 Hz	230 V ~ 50 Hz	230 - 240 V ~ 50 Hz
Power rating	1250 W	1250 W	1600 W
Speed	800 min ⁻¹	800 min ⁻¹	800 min ⁻¹
Blow rate	4300 min ⁻¹	4300 min ⁻¹	3900 min ⁻¹
Impact force	3.5 J	3.5 J	4.0 J
Drilling capacity, cement	32 mm	32 mm	32 mm
Drill chuck	SDS-plus	SDS-plus	SDS-plus
Product weight	6.1 kg	6.1 kg	5.6 kg
Speed control electronics	—	—	—
Vibration-absorbing handle	•	•	•
Pneumatic impact mechanism	•	•	•
Functions	3	3	4
Lock for continuous operation	—	—	—
Service interval indicator	—	—	—
Additional handle	•	•	•
Metal depth stop	•	•	•
Packaging	Case	Case	Case
Accessories	3 SDS plus drill bits / 2 SDS-plus chisels	13-piece drill bits / chisels set	—
Article number	4258440	4258485	4258478





ROTARYHAMMERS
5 KG CLASS



	TC-RH 900	TC-RH 900 Kit
Mains connection	230 V ~ 50 Hz	220 - 240 V ~ 50 Hz
Power rating	900 W	900 W
Speed	850 min ⁻¹	850 min ⁻¹
Blow rate	4000 min ⁻¹	4100 min ⁻¹
Impact force	3.0 J	3.0 J
Drilling capacity, cement	26 mm	26 mm
Drill chuck	SDS-plus	SDS-plus
Product weight	4.1 kg	4.1 kg
Speed control electronics	—	—
Vibration-absorbing handle	—	—
Pneumatic impact mechanism	•	•
Functions	3	3
Lock for continuous operation	—	—
Service interval indicator	—	—
Additional handle	•	•
Metal depth stop	•	•
Packaging	Case	Case
Accessories	—	12-piece drill bits / chisels set
Article number	4258237	4258253
		

ROTARY HAMMERS
ACCESSORIES



	SDS-plus Drill Bits/Chisels Set	SDS-max Drill Bits/Chisels Set
Items supplied	12-piece: 10 hammer drill bits, 2 chisels in aluminium case	5-piece: 3 drill bits, 2 chisels in aluminium case
Drill chuck	SDS-plus	SDS-max
Article number	4258090	4258099
		







Note: For safe handling of the products please refer to the instructions in the operating manual.

DEMOLITION HAMMERS






DEMOLITIONHAMMERS

	NEW TE-DH 50	EXPERT TE-DH 1027	EXPERT NEW TE-DH 12
Mains connection	220 - 240 V ~ 50 Hz	230 - 240 V ~ 50 Hz	220 - 240 V ~ 50-60 Hz
Power rating	1700 W	1500 W	1050 W
Blow rate	1900 min ⁻¹	1900 min ⁻¹	4100 min ⁻¹
Impact force	50 J	32 J	12 J
Drill chuck	SDS-hex	SDS-max	SDS-max
Product weight	17.2 kg	10.8 kg	7.2 kg
Pneumatic impact mechanism	•	•	•
Vibration-absorbing handle	•	•	•
Lock for continuous operation	•	•	•
Additional handle	•	•	•
Packaging	E-Box L90	Case	E-Box M55
Accessories	1 flat chisel, 1 pointed chisel	1 pointed chisel	1 flat chisel, 1 pointed chisel
Article number	4139130	4139090	4139100
			



DEMOLITIONHAMMERS ACCESSORIES

	SDS-hex Flat Chisel	SDS-hex Pointed Chisel	SDS-max Chisels Set
Items supplied	1 flat chisel	1 pointed chisel	3-piece: 2 flat chisels, 1 pointed chisel
Drill chuck	SDS-hex	SDS-hex	SDS-max
Length	410 mm	410 mm	400 mm
Article number	4139072	4139073	4258101
			



PAINT/MORTAR MIXERS

ELECTRONIC SPEED CONTROL

The right speed for every application

CONTINUOUS OPERATION LOCK

For comfortable and user-friendly operation

2-SPEED-GEAR BOX

for high torque and good mixing results

ALUMINIUM GEAR HOUSING

Durable and robust

CONSTANT ELECTRONIC CONTROL

No loss of speed even under high or alternating loads

COUNTER-ROTATING STIRRERS

For mixing the material quickly and with minimum effort

ROBUST HEX STIRRER MOUNT

Paint/Mortar Mixer
TE-MX 1600-2 CE Twin







NEW

EXPERT



EXPERT

PAINT/MORTAR MIXERS

	TE-MX 1600-2 CE Twin	TE-MX 1600-2 CE
Mains connection	220 - 240 V ~ 50 Hz	220 - 240 V ~ 50 Hz
Power rating	1600 W	1600 W
Speed	180 - 460 / 300 - 750 min ⁻¹	0 - 460 / 0 - 750 min ⁻¹
Mixing tool mount	Hex 13 mm	M14
Product weight	3.7 kg (excl. stirrers)	3.5 kg (excl. stirrer)
Speed control electronics	•	•
Constant electronics	•	•
Soft start	•	•
Lock for continuous operation	•	•
Shaft mount for stationary operation	•	•
Soft grip	•	•
Accessories	2 mortar stirrers (Ø 120 mm)	1 mortar stirrer (Ø 133 mm)
Article number	4258561	4258555
	 4 006825 614558	 4 006825 602258



CLASSIC






CLASSIC

NEW



CLASSIC


PAINT/MORTAR MIXERS

	TC-MX 1400-2 E	TC-MX 1400 E	TC-MX 1200 E
Mains connection	220 - 240 V ~ 50 Hz	230 V ~ 50 Hz	220 - 240 V ~ 50 Hz
Power rating	1400 W	1400 W	1200 W
Speed	0 - 480 / 0 - 780 min ⁻¹	0 - 750 min ⁻¹	0 - 680 min ⁻¹
Mixing tool mount	M14	M14	M14
Product weight	3.5 kg (excl. stirrer)	3.8 kg (excl. stirrer)	3.2 kg (excl. stirrer)
Speed control electronics	•	•	•
Constant electronics	—	—	—
Soft start	•	•	•
Lock for continuous operation	•	•	•
Shaft mount for stationary operation	•	•	•
Soft grip	•	—	—
Accessories	1 mortar stirrer (Ø 133 mm)	1 mortar stirrer (Ø 135 mm)	1 mortar stirrer (Ø 100 mm)
Article number	4258550	4258597	4258545
	 4 006825 602241	 4 006825 600759	 4 006825 616620



**PAINT/MORTAR MIXERS
ACCESSORIES**

	Mixing Tools
Items supplied	2 mixing tools
Length	550 mm
Diameter	120 mm
Max. quantity	140 l
Mixing tool mount	Hex 13 mm
Can be used for	Mortar, plaster
Article number	4258369




4 006825 634624

**PAINT/MORTAR MIXERS
ACCESSORIES**



	Mixing Tool
Items supplied	1 mixing tool
Length	600 mm
Diameter	120 mm
Max. quantity	80 l
Mixing tool mount	M14
Can be used for	Paint
Article number	4258538



4 006825 614060



	Mixing Tool
Items supplied	1 mixing tool
Length	600 mm
Diameter	120 mm
Max. quantity	80 l
Mixing tool mount	M14
Can be used for	Mortar, plaster
Article number	4258536



4 006825 614046



	Mixing Tools Set
Items supplied	2 mixing tools
Length	585 mm
Diameter	120 / 135 mm
Max. quantity	80 l
Mixing tool mount	M14
Can be used for	Bitumen, epoxy, glue / mortar, plaster
Article number	4258365




4 006825 572223

**PAINT/MORTAR MIXERS
ACCESSORIES**



	Mixing Tool
Items supplied	1 mixing tool
Length	600 mm
Diameter	90 mm
Max. quantity	60 l
Mixing tool mount	Hex 8 mm
Can be used for	Mortar, plaster
Article number	4258535



4 006825 614039



	Mixing Tool
Items supplied	1 mixing tool
Length	400 mm
Diameter	80 mm
Max. quantity	40 l
Mixing tool mount	Hex 8 mm
Can be used for	Paint
Article number	4258537



4 006825 614053



	Mixing Tool
Items supplied	1 mixing tool
Length	400 mm
Diameter	80 mm
Max. quantity	40 l
Mixing tool mount	Hex 8 mm
Can be used for	Lacquer
Article number	4258539



4 006825 614077



Note: For safe handling of the products please refer to the instructions in the operating manual.

ANGLE GRINDERS

SOFT START

Safe operation ensured

ALUMINIUM GEAR HOUSING

Durable and robust

SPINDLE LOCK

Easy and quick disc change

SLIMLINE DESIGN AND SOFT GRIP SURFACES

For safe and comfortable operation

CONSTANT ELECTRONIC CONTROL

No loss of speed even under high or alternating loads

LED STATUS INDICATOR

for increased safety

Angle Grinder
TE-AG 125 CE

CABLE CLIP

Practical clip for securing the power cable when the work is done

DISK GUARD WITH QUICK ADJUST FACILITY

Quick adjustment to the working position without any tools

ADDITIONAL HANDLE WITH INTEGRATED FACE SPANNER

Can be fitted in 3 different positions: Flexible adjustment to every working situation – for both left-handed and right-handed users







ANGLEGRINDERS (230 MM)

EXPERT

EXPERT

	TE-AG 230	TE-AG 230/2000
Mains connection	230 V ~ 50 Hz	230 V ~ 50 Hz
Power rating	2350 W	2000 W
Idling speed	6500 min ⁻¹	6500 min ⁻¹
Wheel diameter	230 mm	230 mm
Product weight	6.0 kg	5.4 kg
Disc guard with quick adjust facility	•	•
Spindle Lock	•	•
Soft grip	•	•
Additional handle	can be mounted in 3 positions	can be mounted in 3 positions
Soft start	•	•
Anti-vibration grip	•	—
Swivel handle	•	—
Face spanner	•	•
Cutting wheel	—	—
Article number	4430870	4430840
	 4 006825 577235	 4 006825 593419





ANGLEGRINDERS (125 MM)

EXPERT

EXPERT

EXPERT

	TE-AG 125 CE	TE-AG 125/750	TE-AG 125/750 Kit
Mains connection	220 - 240 V ~ 50 Hz	230 V ~ 50 Hz	230 V ~ 50 Hz
Power rating	1100 W	750 W	750 W
Idling speed	3000 - 12000 min ⁻¹	12000 min ⁻¹	12000 min ⁻¹
Wheel diameter	125 mm	125 mm	125 mm
Product weight	2.5 kg	1.9 kg	1.9 kg
Constant electronics	•	—	—
Restart safeguard	—	•	•
Safety switch	•	•	•
Disc guard with quick adjust facility	•	•	•
Spindle Lock	•	•	•
Soft grip	•	•	•
Additional handle	can be mounted in 3 positions	can be mounted in 3 positions	can be mounted in 3 positions
Soft start	•	—	—
LED operating status indicator	•	—	—
Face spanner	•	•	•
Cutting wheel	—	—	1x diamond (segment) cutting wheel
Packaging	Colour box	Colour box	Case
Article number	4430860	4430880	4430885



ANGLEGRINDERS (125 MM)

CLASSIC

CLASSIC

	TC-AG 125	TC-AG 125 Kit
Mains connection	230 V ~ 50 Hz	230 V ~ 50 Hz
Power rating	850 W	850 W
Idling speed	12000 min ⁻¹	12000 min ⁻¹
Wheel diameter	125 mm	125 mm
Product weight	2.1 kg	2.1 kg
Constant electronics	—	—
Restart safeguard	•	•
Safety switch	•	•
Disc guard with quick adjust facility	—	—
Spindle Lock	•	•
Soft grip	—	—
Additional handle	can be mounted in 2 positions	can be mounted in 2 positions
Soft start	—	—
LED operating status indicator	—	—
Face spanner	•	•
Cutting wheel	—	2x diamond cutting wheels
Packaging	Colour box	Colour box
Article number	4430619	4430624



ANGLEGRINDERS (115 MM)

EXPERT


EXPERT

CLASSIC

	TE-AG 115	TE-AG 115/600	TC-AG 115
Mains connection	230 V ~ 50 Hz	230 V ~ 50 Hz	230 V ~ 50 Hz
Power rating	720 W	600 W	500 W
Idling speed	12000 min ⁻¹	12000 min ⁻¹	12000 min ⁻¹
Wheel diameter	115 mm	115 mm	115 mm
Product weight	1.9 kg	1.9 kg	1.7 kg
Restart safeguard	•	•	•
Safety switch	•	•	•
Disc guard with quick adjust facility	•	•	—
Spindle Lock	•	•	•
Soft grip	•	•	—
Additional handle	can be mounted in 3 positions	can be mounted in 3 positions	can be mounted in 2 positions
Cable clip	•	•	—
Face spanner	•	•	•
Cutting wheel	—	—	—
Packaging	Colour box	Colour box	Colour box
Article number	4430850	4430855	4430618
			

ANGLEGRINDERS
ACCESSORIES



	Diamond Cutting Wheels Set
Items supplied	2-piece: 1 turbo cutting wheel, 1 segmented cutting wheel
Diameter	230 mm
Article number	4440333
	

ANGLEGRINDERS
ACCESSORIES



	TS 125/115 Cutting Stand	TS 230 Cutting Stand
For angle grinders with wheel diameter	115 / 125 mm	230 mm
Article number	4431044	4431051
		

WALL LINER

SPINDLE LOCK

The spindle can be blocked at the push of a button for quick and easy disc change

LARGE HANDLE

ensures an ergonomic and safe operation

SOFT START

In combination with drag cutting, the soft motor start guarantees maximum safety for the user

OVERLOAD CUT-OUT

Protects the high-quality components and ensures maximum durability

Wall Liner
TC-MA 1300



DUST EXTRACTION

In combination with a workshop vacuum cleaner this ensures far less dust on the job

CUTTING DEPTH ADJUSTMENT

The cutting depth is infinitely adjustable for maximum flexibility and precision on cutting work in all kinds of masonry

M14 THREAD



WALLLINER

CLASSIC

	TC-MA 1300
Mains connection	230 V ~ 50 Hz
Power rating	1320 W
Idling speed	9000 min ⁻¹
Cutting wheel	Ø 125 x Ø 22.2 mm
Channel depth	8 - 30 mm
Channel width	8 - 26 mm
Spindle thread	M14
Product weight	4.9 kg
Infinitely adjustable cutting depth	•
Overload cut-out	•
Soft start	•
Spindle Lock	•
Dust extraction	•
Diamond cutting wheel	2 pcs
Packaging	Colour box
Article number	4350730



BISCUIT JOINER

SPINDLE LOCK

The spindle can be blocked at the push of a button for quick and easy cutter change

3-STAGE QUICK ADJUSTMENT

Quick and easy adjustment to every biscuit dowel size

Biscuit Joiner
TC-BJ 900

ANGLE AND HEIGHT ADJUSTMENT

Flexibility when working thanks to the infinitely adjustable settings

INTEGRATED DUST EXTRACTION SYSTEM

Far less dust in the work area thanks to the dust bag supplied with the product



CLASSIC

BISCUITJOINER

	TC-BJ 900
Mains connection	230 V ~ 50 Hz
Power rating	860 W
Idling speed	11000 min ⁻¹
Max. cutting depth	14 mm
Tilt angle adjustment	90°
Channel cutter	Ø 100 x Ø 22 x 3.8 mm
Product weight	3.3 kg
Infinitely adjustable angle setting	•
Infinitely adjustable height	•
Cutting depth quick-set adjustment	3 settings
Spindle Lock	•
Dust extraction	by use of dust bag
Face spanner	•
Packaging	Case
Article number	4350620



BISCUITJOINER ACCESSORIES



	Cutter Blade
Diameter	100 mm
Inner diameter	22 mm
Thickness	3.8 mm
Number of teeth	6
Article number	4350690



ROUTERS





EXPERT




CLASSIC

ROUTERS

	TE-RO 1255 E	TC-RO 1155 E
Mains connection	230 V ~ 50 Hz	230 - 240 V ~ 50 Hz
Power rating	1200 W	1100 W
Idling speed	11000 - 30000 min ⁻¹	11000 - 30000 min ⁻¹
Stroke height	55 mm	55 mm
Max. Form cutter	30 mm	30 mm
Product weight	3.3 kg	3.0 kg
Speed control electronics	•	•
Cutting depth fine adjustment	•	•
Chip shield	•	•
Spindle Lock	•	•
Soft grip	•	—
Cable clip	•	—
Parallel stop	•	•
Compass point	•	•
Copy sleeve	•	•
Clamp diameter	6 mm / 8 mm	6 mm / 8 mm
Article number	4350490	4350470
	 4 006825 537215	 4 006825 580143

ROUTERS ACCESSORIES



	Gang Cutter Set
Items supplied	12 cutters in wooden case
Article number	4350199
	 4 006825 431391

PLANERS





EXPERT




CLASSIC

PLANERS

	TE-PL 850	TC-PL 750
Mains connection	230 V ~ 50 Hz	220 - 240 V ~ 50 Hz
Power rating	850 W	750 W
Idling speed	15000 min ⁻¹	17000 min ⁻¹
Planing width	82 mm	82 mm
Chip depth	3 mm	2 mm
Rebate depth	18 mm	10 mm
Product weight	3.6 kg	2.4 kg
Soft grip	•	•
Automatic blade protector	•	•
Aluminium sole plates	•	•
V grooves	3 pcs	1 pc
Chip ejection	double-sided	on one side
Cable clip	•	—
Parallel stop	•	•
Rebate depth stop	•	•
Carbide planing blades (reversible blades)	1 pair	1 pair
Article number	4345270	4345310
		

PLANERS ACCESSORIES



	Blade Set
Items supplied	2 reversible blades
Length	82 mm
Article number	4310235
	

JIGSAWS

Pendulum Jigsaw
TE-JS 100

DUST BLOWING FUNCTION

Optionally selectable for a clear view of the cutting area

CUTTING LINE GUIDANCE AND SPLINTER GUARD

For perfect cutting results

SAW BLADE CHANGE WITHOUT TOOLS

Quick and easy

DUST EXTRACTION

Clean work area thanks to dust extraction system (suitable for all standard dust extractors)

SOLE PLATE

No tools needed for adjustment – for mitre cuts up to 45°

PENDULUM FUNCTION

Adjustable pendulum action with 4 settings for particularly exact or really fast cuts




Holzwerker
TESTSIEGER



EXPERT

JIGSAWS

	TE-JS 100
Mains connection	230 V ~ 50 Hz
Power rating	750 W
Stroke speed	800 - 3000 min ⁻¹
Cutting depth (wood/plastic/steel)	100 / 12 / 10 mm
Product weight	2.3 kg
Universal blade holder	•
Pendulum action	4 settings
Cutting angle adjustment without tools	•
Blade change without tools	•
Vacuum cleaner connection	•
LED	•
Dust-blower function	•
Cutting line guide	•
Packaging	Case
Saw blades	1 pc (wood)
More accessories	Parallel stop, chip guard
Article number	4321160
	

JIGSAWS






CLASSIC



CLASSIC



CLASSIC

	TC-JS 85	TC-JS 80/1	TC-JS 60/1
Mains connection	230 V ~ 50 Hz	220 - 240 V ~ 50/60 Hz	220 -240 V ~ 50 Hz
Power rating	620 W	550 W	400 W
Stroke speed	800 - 3000 min ⁻¹	1000 - 3000 min ⁻¹	1000 - 3000 min ⁻¹
Cutting depth (wood/plastic/steel)	85 / 12 / 8 mm	80 / 12 / 10 mm	60 / 10 / 6 mm
Product weight	2.0 kg	1.9 kg	1.7 kg
Universal blade holder	—	—	—
Pendulum action	4 settings	4 settings	—
Cutting angle adjustment without tools	•	—	—
Blade change without tools	•	•	•
Vacuum cleaner connection	•	•	•
LED	—	—	—
Dust-blower function	•	—	—
Cutting line guide	—	—	—
Packaging	Case	Colour box	Colour box
Saw blades	1 pc (wood)	—	—
More accessories	Parallel stop, chip guard	—	—
Article number	4321140	4321145	4321135
			


CIRCULAR SAWS



CIRCULARSAWS



EXPERT

	TE-CS 190
Mains connection	230 V ~ 50 Hz
Power rating	1500 W
Idling speed	5500 min ⁻¹
Saw blade	Ø 190 x Ø 30 mm
Cutting depth 90°	66 mm
Cutting depth 45°	48 mm
Product weight	5.2 kg
Adjustment without tools (depth/angle)	•
LED	•
Aluminium sawing table	•
Spindle Lock	•
Double-sided safety lock-off	•
Dust extraction device	•
Soft grip	•
Saw blade	•
Parallel stop	•
Accessories	—
Article number	4330970
 4 006825 577037	



CLASSIC



EXPERT



CLASSIC

CIRCULARSAWS


	TC-CS 1400	TE-CS 165	TC-CS 1200
Mains connection	230 V ~ 50 Hz	230 V ~ 50 Hz	230 V ~ 50 Hz
Power rating	1400 W	1200 W	1230 W
Idling speed	5200 min ⁻¹	5500 min ⁻¹	5000 min ⁻¹
Saw blade	Ø 190 x Ø 30 mm	Ø 165 x Ø 16 mm	Ø 160 x Ø 16 mm
Cutting depth 90°	66 mm	55 mm	55 mm
Cutting depth 45°	45 mm	40 mm	37 mm
Product weight	4.3 kg	3.8 kg	3.7 kg
Adjustment without tools (depth/angle)	•	•	•
LED	—	—	—
Aluminium sawing table	—	•	—
Spindle Lock	—	•	—
Double-sided safety lock-off	—	•	—
Dust extraction device	•	•	•
Soft grip	—	•	—
Saw blade	•	•	•
Parallel stop	•	•	•
Accessories	—	—	—
Article number	4330937	4331010	4330936
 4 006825 593310		 4 006825 599565	
			 4 006825 593297



PLUNGE CUTSAW


NEW

EXPERT

	TE-PS 165
Mains connection	220 - 240 V - 50 Hz
Power rating	1200 W
Idling speed	5200 min ⁻¹
Saw blade	Ø 165 x Ø 20 mm
Cutting depth 90°	56 mm
Cutting depth 45°	42 mm
Product weight	5.1 kg
Adjustment without tools (depth/angle)	•
LED	—
Aluminium sawing table	•
Spindle Lock	•
Dust extraction device	•
Soft grip	•
Cutting line guide	•
Saw blade	•
Parallel stop	•
Accessories	—
Article number	4331300
 4 006825 629668	

CIRCULARSAWS ACCESSORIES





	Guide Bar System
Can be used for	TE-PS 165 TE-CS 190 TE-CS 18 Li TE-CS 18/165 Li
Set	2-piece
Length (total)	2000 mm
Article number	4502118
 4 006825 632675	

MINI CIRCULAR SAWS




MINICIRCULARSAWS

	TC-CS 860 Kit	TC-CS 860/1 Kit
Mains connection	230 - 240 V ~ 50 Hz	230 - 240 V ~ 50 Hz
Power rating	450 W	450 W
Idling speed	6000 min ⁻¹	6000 min ⁻¹
Saw blade	Ø 85 x Ø 10 mm	Ø 85 x Ø 10 mm
Max. cutting depth	23 mm	23 mm
Product weight	2.0 kg	2.0 kg
Cutting depth adjustment without tools	•	•
Aluminium sawing table	•	•
Dust extraction adapter	•	•
Guide bar	—	1.26 m (3-piece)
Packaging	Case	Case
Saw blades	2 pcs (wood/plastic)	2 pcs (wood/plastic)
More accessories	1 diamond cutting wheel, parallel stop	1 diamond cutting wheel, parallel stop
Article number	4330992	4330993
		

MINICIRCULARSAWS ACCESSORIES



	Saw Blade Set
Items supplied	6-piece: 2 diamond cutting wheels, 2 HSS saw blades, 2 HW saw blades
Diameter	85 mm
Inner diameter	10 mm
Thickness of saw blades	1.6 mm
Number of teeth (saw blades)	80 (wood) 20 (wood/plastic)
Article number	4502128
	



ALL PURPOSE SAWS

PENDULUM FUNCTION

SAW BLADE CHANGE WITHOUT TOOLS
Quick and easy

LUG ADJUSTMENT WITHOUT TOOLS
To ensure that the blade wears evenly

ROTATABLE SAWHEAD
Maximum flexibility while working



ELECTRONIC STROKE SPEED CONTROL







All Purpose Saw
TE-AP 1050 E

LARGE SOFT GRIP SURFACES
For safe and comfortable operation






ALLPURPOSESAWS

	1,6	EXPERT	NEW	EXPERT	NEW	EXPERT
	TE-AP 1050 E	TE-AP 950 E	TE-AP 950 E	TE-AP 750 E	TE-AP 750 E	TE-AP 750 E
Mains connection	230 V ~ 50 Hz	220 - 240 V ~ 50 Hz	220 - 240 V ~ 50 Hz	220 - 240 V ~ 50 Hz	220 - 240 V ~ 50 Hz	220 - 240 V ~ 50 Hz
Power rating	1050 W	950 W	950 W	750 W	750 W	750 W
Stroke speed	0 - 2700 min ⁻¹	0 - 2500 min ⁻¹	0 - 2500 min ⁻¹	0 - 2500 min ⁻¹	0 - 2500 min ⁻¹	0 - 2500 min ⁻¹
Stroke height	29 mm	28 mm	28 mm	20 mm	20 mm	20 mm
Cutting depth (wood / steel)	200 / 20 mm	200 / 20 mm	200 / 20 mm	150 / 10 mm	150 / 10 mm	150 / 10 mm
Saw blade thickness	0.8 - 1.5 mm	0.8 - 1.5 mm	0.8 - 1.5 mm	0.8 - 1.5 mm	0.8 - 1.5 mm	0.8 - 1.5 mm
Product weight	3.8 kg	3.5 kg	3.5 kg	2.8 kg	2.8 kg	2.8 kg
Blade change without tools	•	•	•	•	•	•
Soleplate adjustment without tools	•	•	•	•	•	•
Soft grip	•	•	•	•	•	•
Pivotable head section	•	—	—	—	—	—
Pendulum action	2 settings	—	—	—	—	—
Accessories	1 saw blade (wood)	1 saw blade (wood)	1 saw blade (wood)	1 saw blade (wood)	1 saw blade (wood)	1 saw blade (wood)
Article number	4326135	4326180	4326180	4326170	4326170	4326170
						

ALLPURPOSESAWS

	CLASSIC
	TC-AP 650 E
Mains connection	230 - 240 V ~ 50 Hz
Power rating	650 W
Stroke speed	500 - 3000 min ⁻¹
Stroke height	20 mm
Cutting depth (wood / steel)	150 / 10 mm
Saw blade thickness	0.5 - 1.4 mm
Product weight	2.8 kg
Blade change without tools	•
Soleplate adjustment without tools	•
Soft grip	•
Pivotable head section	—
Pendulum action	—
Accessories	1 saw blade (wood)
Article number	4326141
	



MULTIFUNCTIONAL TOOLS

ELECTRONIC SPEED CONTROL

The right speed for every application and material

QUICK RELEASE AND MAGNETIC TOOL FIXATION

Changing accessories comfortably in minimum time and without the need of tools

Electric Multifunctional Tool
TE-MG 300 EQ

OSCILLATION

Oscillating speed:
11000 – 20000 min⁻¹
Angle of oscillation: 3.2°

CONSTANT ELECTRONIC CONTROL

No loss of speed even under high or alternating loads

SOFT GRIP SURFACES

For safe and comfortable operation

FACILITY FOR FASTENING THE DUST EXTRACTION ADAPTER

For dust-free working






NEW



NEW



MULTIFUNCTIONAL TOOLS ACCESSORIES

	Floor Installation Kit	Tile Kit	Starter Kit
Items supplied	4-piece	4-piece	6-piece
Scraper	•	•	•
Plunge-cut blades	Wood/plastic, metal (1x each)	1x wood/plastic/metal	Wood/plastic, non-ferrous metal (2x each)
Segment saw blade	1x wood/plastic	1x tile joints	1x wood/plastic
Grater	–	1x remnants of tile adhesive	–
Article number	4465016	4465017	4465010
			

**ELECTRIC
MULTIFUNCTIONAL TOOLS**






EXPERT

EXPERT

NEW

CLASSIC

	TE-MG 300 EQ	TE-MG 200 CE	TC-MG 220/1 E
Mains connection	230 - 240 V ~ 50 Hz	230 V ~ 50 Hz	220 - 240 V ~ 50 Hz
Power rating	300 W	200 W	220 W
Idling speed	11000 - 20000 min ⁻¹	15000 - 21000 min ⁻¹	11000 - 22000 min ⁻¹
Oscillation angle	3.2°	3.0°	3.2°
Abrasive paper size	93 x 93 x 93 mm	93 x 93 x 93 mm	93 x 93 x 93 mm
Product weight	1.5 kg	1.1 kg	1.3 kg
Speed control electronics	•	•	•
Constant electronics	•	•	—
Soft grip	•	•	•
Quick-release lock	•	—	—
Magnetic tool mounting	•	—	•
Delta grinding/sanding disc	•	•	•
Abrasive paper	3x P60, 3x P120	3x P60, 3x P120	1x P60
Scraper	•	•	•
Plunge-cut blades	Wood/plastic, metal (1x each)	1x wood/plastic	1x wood/plastic
Segment saw blade	Wood/plastic/non-ferrous metal, tile joints (1x each)	—	—
Dust extraction adapter	•	•	•
Hex key	—	•	•
Packaging	Case	Case	Colour box
Article number	4465150	4465040	4465095
			

**CORDLESS
MULTIFUNCTIONAL TOOL**



NEW

EXPERT


	TE-MG 12/1 Li (1x 2.0 Ah)
Battery voltage	12 V
Battery capacity	2.0 Ah
Charging time	45 min
Idling speed	5000 - 15000 min ⁻¹
Oscillation angle	3.0°
Abrasive paper size	93 x 93 x 93 mm
Product weight	1.0 kg (excl. battery) / 1.3 kg (incl. battery)
Speed control electronics	•
Constant electronics	—
Soft grip	•
Quick-release lock	•
Magnetic tool mounting	—
Number of batteries	1
Delta grinding/sanding disc	•
Abrasive paper	2x P60, 2x P80, 2x P120
Scraper	•
Plunge-cut blades	Wood/plastic, non-ferrous metal (1x each)
Segment saw blade	—
Hex key	—
Packaging	Storage carton with magnetic lock
Article number	4465180
	

GRINDING AND ENGRAVING TOOL



GRINDING AND ENGRAVING TOOL

CLASSIC

	TC-MG 135 E
Mains connection	230 V ~ 50 Hz
Power rating	135 W
Idling speed	10000 - 35000 min ⁻¹
Clamping sleeves, Ø	0.5 / 1.6 / 2.4 / 3.2 mm
Product weight	0.7 kg
Speed control electronics	•
Spindle Lock	•
Soft grip	•
Accessories Set	189-piece
Telescopic stand	•
Flexible shaft	•
Article number	4419169
 4 006825 585315	

ORBITAL SANDERS

VIBRATION DAMPENERS

Reduce vibrations and therefore contribute to controlled operation of the grinder/sander

ELECTRONIC SPEED CONTROL

Using the right speed ensures that the tool is properly adjusted to each material and application

Orbital Sander
TE-OS 2520 E

HOOK AND LOOP FASTENING AND CLAMPING DEVICE

Quick and easy abrasive paper change, outstanding results. Thanks to the additional clamping mechanism, any standard paper can be used without Velcro

INTEGRATED DUST EXTRACTION SYSTEM

Dust collection box or dust extractor adapter – suitable for all standard dust extractors – for far less dust on the job

SOFT GRIP SURFACES

For safe and comfortable operation

ALUMINIUM BASEPLATE

Sturdy and durable



ORBITALSANDERS

	EXPERT NEW TE-OS 2520 E	CLASSIC TC-OS 1520/1
Mains connection	230 V ~ 50 Hz	230 V ~ 50 Hz
Power rating	250 W	150 W
Oscillating speed	14000 - 24000 min ⁻¹	24000 min ⁻¹
Oscillating circuit, Ø	2.0 mm	2.0 mm
Grinding/sanding area	230 x 115 mm	187 x 90 mm
Abrasive paper size, hook and loop fastening system	230 x 115 mm	187 x 93 mm
Abrasive paper size, clamping mechanism	280 x 115 mm	230 x 93 mm
Product weight	2.3 kg	1.6 kg
Speed control electronics	•	–
Hook and loop fastening system	•	•
Clamping mechanism	•	•
Dust extraction	by use of dust collection box	•
Low Vibration	•	–
Aluminium sole plate	•	–
Soft grip	•	•
Abrasive paper	1x P120	3x P120
Packaging	Case	Colour box
Article number	4460620	4460642



BELT SANDERS



BELTSANDERS

Mains connection	230 V ~ 50 Hz
Power rating	850 W
Grinding/sanding belt speed	300 - 400 m/min
Grinding/sanding area	75 x 140 mm
Grinding/sanding belt size	75 x 533 mm
Product weight	3.1 kg
Belt run adjustment	•
Belt change without tools	•
Dust extraction	by use of dust collection box
Soft grip	•
Additional handle	•
Folding front cover	•
Cable clip	•
Sanding/grinding belt	1x P80
Article number	4466230

EXPERT

TE-BS 8540 E
230 V ~ 50 Hz
850 W
300 - 400 m/min
75 x 140 mm
75 x 533 mm
3.1 kg
•
•
by use of dust collection box
•
•
•
•
1x P80
4466230

CLASSIC

TC-BS 8038
230 V ~ 50 Hz
800 W
380 m/min
76 x 142 mm
76 x 533 mm
3.4 kg
•
•
by use of dust bag
—
•
—
—
1x P80
4466260



DELTA SANDERS



DELTASANDERS

Mains connection	230 V ~ 50 Hz
Power rating	200 W
Oscillating speed	13000 - 20000 min ⁻¹
Oscillating circuit, Ø	2.0 mm
Abrasive paper size	93 x 93 x 93 mm
Product weight	1.2 kg
Speed control electronics	•
Soft grip	•
Hook and loop fastening system	•
Dust extraction	•
Soft start	•
Cable clip	•
Abrasive paper	5x P80, 5x P120
Dust extraction adapter	•
Article number	4464250

EXPERT

TE-DS 20 E
230 V ~ 50 Hz
200 W
13000 - 20000 min ⁻¹
2.0 mm
93 x 93 x 93 mm
1.2 kg
•
•
•
•
•
•
5x P80, 5x P120
•
4464250

CLASSIC

TC-DS 19
230 V ~ 50 Hz
190 W
20000 min ⁻¹
1.2 mm
93 x 93 x 93 mm
1.1 kg
—
—
•
•
—
—
1x P60, 1x P80, 1x P120
•
4464235



MULTI SANDERS





EXPERT



CLASSIC

MULTISANDERS

	TE-OS 1320	TH-OS 1016
Mains connection	230 V ~ 50 Hz	230 V ~ 50 Hz
Power rating	130 W	100 W
Oscillating speed	24000 min ⁻¹	24000 min ⁻¹
Oscillating circuit, Ø	2.0 mm	1.6 mm
Abrasive paper size	150 x 150 x 100 mm	150 x 150 x 100 mm
Product weight	1.2 kg	1.0 kg
Soft grip	•	•
Hook and loop fastening system	•	•
Dust extraction	by use of dust collection box	by use of dust bag
Cable clip	•	—
Abrasive paper	3x P120	1x P120
Article number	4460560	4460610
		

ROTATING SANDERS





EXPERT



CLASSIC

ROTATINGSANDERS

	TE-RS 40 E	TC-RS 38 E
Mains connection	230 V ~ 50 Hz	230 V ~ 50 Hz
Power rating	400 W	380 W
Oscillating speed	12000 - 24000 min ⁻¹	12000 - 26000 min ⁻¹
Oscillating circuit, Ø	2.5 mm	2.0 mm
Abrasive paper, Ø	125 mm	125 mm
Product weight	2.1 kg	2.0 kg
Speed control electronics	•	•
Hook and loop fastening system	•	•
Dust extraction	by use of dust collection box	by use of dust bag
Soft grip	•	—
Additional handle	•	—
Low Vibration	•	—
Abrasive paper	—	1x P80
Packaging	Case	Colour box
Article number	4462000	4462165
		

DRYWALL POLISHER

**HIGH-QUALITY
METAL BEVEL GEARBOX**

**ELECTRONIC
SPEED CONTROL**
The right speed for every applica-
tion and material


Drywall Polisher
TC-DW 225



FOOT
The foot protects the drywall
power sander against bending
when it is set down during work
breaks or stowed away for an
extended time

LONG HANDLE
The folding, telescopic long
handle enables the equipment to
be adjusted to practically every
working situation, assembled and
dismantled quickly and stowed
away in minimum space

**UNRESTRICTED
MOBILITY OF THE
SANDING HEAD**
The practical joint bearing and
the spring-loaded mounting of
the brush rim additionally ensu-
re an optimum and unrestricted
mobility of the sanding head





DRYWALLPOLISHER

CLASSIC

	TC-DW 225
Mains connection	230 - 240 V ~ 50 Hz
Power rating	600 W
Idling speed	600 - 1500 min ⁻¹
Abrasive paper, Ø	225 mm
Device length	110 - 165 cm
Hose length	4.0 m
Cable length	4.0 m
Product weight	3.2 kg
Speed control electronics	•
Adjustable grinding head	•
Folding and height-adjustable long handle	•
Supporting foot	•
Abrasive paper	2x P60, 2x P80, 2x P120
Packaging	Case
Article number	4259930



DRYWALLPOLISHER ACCESSORIES



	Abrasive Paper Set
Quantity	10 pcs
Grit size	P120
Diameter	225 mm
Article number	4259921



ELECTRIC PAINT SPRAY SYSTEMS

VERTICAL, HORIZONTAL AND ROUND JETS

The adjustable air cap provides maximum flexibility for every job

NON-TWISTING AIR HOSE

The 3.5 metre non-twisting air hose prevents the inconvenience of a twisted hose and makes it easy to handle

DETACHABLE SPRAY HEAD

to allow all the elements which come into contact with the paint to be cleaned quickly and easily

PAINT FLOW REGULATION

Fine adjustment of the amount of paint applied enables exact and flexible adaptation to every application, surface and viscosity

SOFT GRIP

Safe and comfortable handling thanks to the soft grip

ANYPAIN

Trouble-free and tidy spraying of various materials such as lacquers, glazes and interior wall paints

PULL SLEDGE

Flexibility when working and practical storage of the hose at the same time



Electric Paint Spray System
TC-SY 700 S



ELECTRIC PAINT SPRAY SYSTEMS

For spraying lacquers and varnishes, for example on garden sheds, patios and decks, fences or garden furniture. Thanks to the **ANYPAIN** technology it is possible to spray not

just lacquers and varnishes but interior wall paints as well with just the one device.

ELECTRIC PAINT SPRAY SYSTEMS (SEMI-STATIONARY)



CLASSIC



CLASSIC

Mains connection	220 - 240 V ~ 50 Hz
Power rating	700 W
Delivery rate	1000 ml/min
Tank volume	1000 ml
Hose length	3.5 m
Product weight	3.1 kg
Processing	Lacquers, glazes, interior wall paints
Removable spray cap	•
Control of the paint delivery rate	•
Paint jet	Vertical, horizontal and round jet
Soft grip	•
Suspension fixture	—
Shoulder strap	•
Slide	•
Spray nozzles	Ø 2.5 mm. Ø 3.0 mm
Cleaning brush and needle	•
Tank for testing the viscosity	•
Paint tank with cover	1000 ml
Article number	4260020

TC-SY 700 S	220 - 240 V ~ 50 Hz
	700 W
	1000 ml/min
	1000 ml
	3.5 m
	3.1 kg
	Lacquers, glazes, interior wall paints
	•
	•
	Vertical, horizontal and round jet
	•
	—
	•
	•
	—
	Ø 2.5 mm. Ø 3.0 mm
	•
	•
	1000 ml
	4260020



4 006825 614596

TC-SY 600 S	220 - 240 V ~ 50 Hz
	600 W
	1000 ml/min
	800 ml
	1.8 m
	2.3 kg
	Lacquers, glazes, interior wall paints
	•
	•
	Vertical, horizontal and round jet
	•
	—
	•
	•
	—
	Ø 2.5 mm. Ø 3.0 mm
	•
	•
	800 ml
	4260015



4 006825 614572

ELECTRIC PAINT SPRAY SYSTEMS (SPRAY GUN)



CLASSIC



CLASSIC

Mains connection	220 - 240 V ~ 50 Hz
Power rating	500 W
Delivery rate	550 ml/min
Tank volume	1000 ml
Hose length	—
Product weight	1.3 kg
Processing	Lacquers, glazes
Removable spray cap	•
Control of the paint delivery rate	•
Paint jet	Vertical, horizontal and round jet
Soft grip	•
Suspension fixture	•
Shoulder strap	—
Slide	—
Spray nozzles	Ø 2.0 mm. Ø 2.5 mm
Cleaning brush and needle	•
Tank for testing the viscosity	•
Paint tank with cover	1000 ml
Article number	4260010

TC-SY 500 P	220 - 240 V ~ 50 Hz
	500 W
	550 ml/min
	1000 ml
	—
	1.3 kg
	Lacquers, glazes
	•
	•
	Vertical, horizontal and round jet
	•
	•
	—
	—
	Ø 2.0 mm. Ø 2.5 mm
	•
	•
	1000 ml
	4260010



4 006825 613780




TC-SY 400 P	220 - 240 V ~ 50 Hz
	400 W
	500 ml/min
	800 ml
	—
	1.3 kg
	Lacquers, glazes
	•
	•
	Vertical, horizontal and round jet
	•
	•
	—
	—
	Ø 2.0 mm. Ø 2.5 mm
	•
	•
	800 ml
	4260005



4 006825 613773

ELECTRIC PAINT SPRAY SYSTEMS ACCESSORIES



	Paint Spray Attachment	Paint Tub	Paint Tub
Filling quantity	800 ml	1000 ml	800 ml
Article number	4260003	4260002	4260001
			




HOT GLUE GUN



CLASSIC

HOTGLUEGUN

	TC-GG 30
Mains connection	220 - 240 V - 50 Hz
Power rating	30 W
Warm-up period	300 s
Max. temperature	195 °C
Glue stick diameter	11 mm
Glue stick length	150 mm
Product weight	0.2 kg
Mechanical glue stick feeding	•
Viewing window	•
Support bar	•
Glue sticks	3 pcs
Standard nozzle	•
Flat nozzle	•
Extension nozzle	•
Article number	4522170




4 006825 614022

HOTGLUEGUN ACCESSORIES



	Glue Sticks
Diameter	11 mm
Length	200 mm
Quantity	24 pcs
Article number	4522199



4 006825 455021

TACKERS



ELECTRICTACKER

CLASSIC

	TC-EN 20 E
Mains connection	220 - 240 V - 50 Hz
Shots per minute	20
Staples type	53
Staple length	6 - 14 mm
Staple width	11.4 mm
Staple size	0.75 mm
Nail type	47
Nail length	14 mm
Nail size	1.16 - 1.26 mm
Product weight	1.1 kg
Safety lug	•
Soft grip	•
Magazine level indication	•
Impact force preset	•
Staples (type 53)	1000 pcs
Nails (type 47)	500 pcs
Article number	4257890




CORDLESSTACKER

CLASSIC

	TC-CT 3.6 Li
Battery voltage	3.6 V
Battery capacity	1.3 Ah
Charging time	3 - 5 h
Shots per minute	30
Staples type	53
Staple length	6 - 14 mm
Staple width	11.4 mm
Staple size	0.75 mm
Product weight	0.9 kg
Safety lug	•
Soft grip	•
Magazine level indication	•
Charge status indicator	•
Staples (type 53)	1000 pcs
Battery charger	•
Packaging	Metal box
Article number	4257880



TACKERS ACCESSORIES



	Staples
Type	53
Length	8 mm
Width	11.4 mm
Quantity	1000 pcs
Article number	4137884



	Nails
Type	47
Length	14 mm
Width	1.8 mm
Quantity	1000 pcs
Article number	4137885



HOT AIR GUNS



EXPERT






CLASSIC



CLASSIC

HOTAIRGUNS

	TE-HA 2000 E	TH-HA 2000/1	TC-HA 2000/1
Mains voltage	220 - 240 V ~ 50 Hz	230 / 240 V ~ 50 Hz	230 / 240 V ~ 50 Hz
Power rating	2000 W	2000 W	2000 W
Air rate	250 / 250 / 500 l/min	300 / 500 l/min	300 / 500 l/min
Temperature	50 / 50 - 550 / 50 - 550 °C	350 / 550 °C	350 / 550 °C
Product weight	0.9 kg	0.7 kg	0.7 kg
Air rate and temperature control system	3 settings	2 settings	2 settings
Cold setting	•	—	—
Ceramic heater	•	—	—
Overheating guard	•	•	•
Storage area	•	•	•
Temperature adjustment, 9 levels	•	—	—
Wide nozzle	•	•	•
Reducer nozzle	•	•	•
Reflector nozzle	•	•	—
Heat nozzle	•	•	—
Paint scraper	—	•	—
Packaging	Case	Case	Colour box
Article number	4520195	4520179	4520184
			

LASER DISTANCE METERS

Laser Distance Meter
TE-LD 60



MULTIPLE MEASURE- MENT REFERENCES

Measurements from the front edge, back edge or stop plate

AUTOMATIC SAVING

The last 50 measurement results are automatically saved

COMPATIBLE WITH THE MOBILE APP VIA BLUETOOTH®

User-friendly documentation of measurement results via Bluetooth® using the Einhell Measure Assistant App

SOFT GRIP

for comfortable handling

DIGITAL SPIRIT LEVEL AND ANGLE MEASURE- MENT FUNCTION

Precise alignment of workpieces



MIN/MAX FUNCTION

to take continuous measurements

SAFETY FUNCTION

Laser radiation only with repeated power-up for added user safety

PYTHAGORAS FUNCTION

Indirect measurement of lengths and heights – ideal for taking measurements in places that are difficult or impossible to access

PITCH FUNCTION


For setting a predefined uniform spacing distance

DISTANCES, AREAS AND VOLUMES

can be easily determined and simultaneously added and subtracted

LASER DISTANCE METERS IN ACTION

- 1** Simple measurement of areas, e.g. to determine the amount of wall paint needed.
- 2** Pitch function: Ability to create predefined uniform spacing using the pitch function, e.g. for determining the correct spacing between fence or railing posts.
- 3** Simple measurement of distances, e.g. to determine the amount of skirting boards needed.







LASERDISTANCEMETERS

NEW

EXPERT


CLASSIC

CLASSIC

	TE-LD 60	TC-LD 50	TC-LD 25
Laser diode	635 nm	635 nm	635 nm
Laser class	2	2	2
Measuring range	0.05 - 60 m	0.05 - 50 m	0.05 - 25 m
Measurement accuracy	+/- 2.0 mm/m	+/- 2.0 mm/m	+/- 3.0 mm/m
Switches off automatically	from 3 min	from 3 min	from 3 min
Measurement reference	Front edge, back edge or stop plate	Front edge, back edge or stop plate	Front edge or back edge
Product weight	0.1 kg	0.1 kg	0.1 kg
Compatible with the mobile app via Bluetooth®	•	—	—
Measurement of lengths, areas and volumes	•	•	•
Addition and subtraction	of lengths, areas and volumes	of lengths, areas and volumes	—
Continuous measurements with min/max function	•	•	•
Safety function	•	•	•
Pythagoras function	•	•	—
Disconnection function	•	•	—
Last measurements are saved automatically	50	20	—
Soft grip	•	•	•
Storage case	•	•	•
Batteries	—	—	—
Article number	2270085	2270080	2270075
			

PERFECT PRECISION

- 4** Simple measurement of volumes, e.g. to determine room volumes for HVAC systems.
- 5** Indirect determination of heights and lengths in places that are difficult or impossible to access using the Pythagoras function.



CROSS LASER LEVELS

SELF LEVELLING

The laser cross is accurately aligned with a precision of max. +/- 0.5 mm/m using the self-levelling function

HEIGHT ADJUSTABLE WALL BRACKET

For flexibility when working – precise alignment of horizontal, vertical or diagonal laser lines

1/4" TRIPOD THREAD

For use with a tripod

SOFT GRIP

for comfortable handling



360° Cross Laser Level
TE-LL 360

HORIZONTAL OR VERTICAL LASER LINE

DIAGONAL LASER LINE

By aligning the laser appropriately, projecting a diagonal line is no problem either

HORIZONTAL 360° LINE

Easy alignment of objects in a room

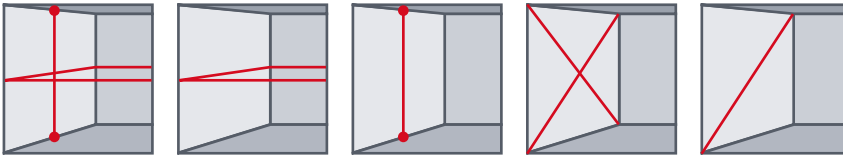
LASER CROSS

For universal use – you can choose between projection of a laser crosshair or a laser line

DIGITAL SPIRIT LEVEL

Can also be used as a conventional spirit level

FUNCTIONS



SET AT THE RIGHT ANGLE

- 1** Levelling function: The Einhell cross-line laser helps make easy work of placing objects at the same level.
- 2** Einhell cross-line laser project a vertical and a horizontal laser line simultaneously, which you can use to make easy work of aligning objects exactly and uniformly.
- 3** The TE-LL 360 projects a horizontal 360° line for effortless and precise alignment of objects in a room.






360° **CROSSLASERLEVEL**

EXPERT

	TE-LL 360
Laser diode	650 nm (horizontal), 635 nm (vertical)
Laser class	2
Work area Ø	20 m
Precision	+/- 0.4 mm/m
Self-levelling time	< 5 s
Levelling range	+/- 4°
Tripod socket	1/4"
Product weight	0.3 kg
Laser crosshair	•
Horizontal and/or vertical laser line	•
Horizontal 360° laser line	•
Self-levelling	•
Digital spirit level	•
Soft grip	•
Storage case	•
Height-adjustable wall mount	•
Universal clamp	—
Batteries	—
Article number	2270110




4 006825 616248



CROSSLASERLEVEL

CLASSIC

	TC-LL 2
Laser diode	635 nm
Laser class	2
Work area	8 m
Precision	+/- 0.5 mm/m
Self-levelling time	< 5 s
Levelling range	+/- 4°
Tripod socket	1/4"
Product weight	0.2 kg
Laser crosshair	•
Horizontal and/or vertical laser line	•
Horizontal 360° laser line	—
Self-levelling	•
Digital spirit level	•
Soft grip	•
Storage case	•
Height-adjustable wall mount	—
Universal clamp	•
Batteries	—
Article number	2270105




4 006825 616231

LASER LEVELLING



LASERLEVELLING


CLASSIC

	TC-LL 1
Laser diode	635 nm
Laser class	2
Work area	Laser line: 5 m, laser dot: 20 m
Precision	+/- 0.5 mm/m
Product weight	0.1 kg
Spirit level function	•
Soft grip	•
Flexible wall mount	•
Batteries	—
Article number	2270095
 4 006825 616217	

LASER TECHNOLOGY – ACCESSORIES



LASERTECHNOLOGY ACCESSORIES

	Tripod
Working height	37 - 110 cm
Product weight	0.5 kg
Tilt angle adjustment	•
Article number	2270115
 4 006825 616255	

DIGITAL DETECTOR

DETECTION OF DIFFERENT TYPES OF MATERIALS

Reliably detects a wide variety of materials in drywall constructions:
Metal, wood and electric cables

WARNING SIGNAL

Intuitive operation thanks to an acoustic warning signal

PROTECTOR PADS

Protector pads on the back for protecting the wall

SOFT GRIP

The soft grip makes it comfortable to operate with just one hand



Digital Detector
TC-MD 50



DIGITALDETECTOR

CLASSIC

	TC-MD 50
Max. scanning depth: wood	19 mm
Max. Scanning depth: non-ferrous metals	19 mm
Max. Scanning depth: ferrous metals	50 mm
Max. Scanning depth: copper	38 mm
Max. Scanning depth: live wires	50 mm
Switches off automatically	from 1 min
Product weight	0.1 kg
Acoustic warning signal	•
Wall protection	•
Soft grip	•
Batteries	–
Article number	2270090



SLIDING MITRE SAWS

MITRE SAWS

INTEGRATED DRAG FUNCTION

This enables workpieces with widths up to 310 mm to be cut

Sliding Mitre Saw
TE-SM 2534 Dual

DUST COLLECTION BAG

The dust bag keeps the air clean in the workplace. Alternatively, a dust extractor can also be connected

TILTABLE SAWHEAD

The tiltable saw head, adjustable in both directions, enables precise miter cuts to be performed quickly and easily

LASER AND LED LIGHT

Work safely, accurately and fast, even in difficult light conditions

TURNTABLE

The high-quality turntable has an exact angle adjustment facility which can be infinitely adjusted and locked in standard angle positions (15° / 22.5° / 30° / 45°) single handedly

'X-TEND' WORK SUPPORTS

The sturdy supports for longer workpieces can be handled with just one hand





EXPERT



CLASSIC



NEW

CLASSIC

SLIDING MITRESAWS

	TE-SM 2534 Dual	TC-SM 2534 Dual	TC-SM 2531/1 U
Mains connection	230 - 240 V ~ 50 Hz	230 V ~ 50 Hz	230 - 240 V ~ 50 Hz
Power rating	1800 W S1	2350 W S6 25%	1900 W S1
Speed	5100 min ⁻¹	4000 min ⁻¹	4800 min ⁻¹
Saw blade	Ø 250 x Ø 30 mm	Ø 250 x Ø 30 mm	Ø 254 x Ø 30 mm
Number of teeth	48	48	60
Swiveling range	-47° to +47°	-45° to +45°	-45° to +45°
Mitre cut	-45° to +45° (left and right)	-45° to +45° (left and right)	0° to 45° to the left
Max. cutting width 90°	310 x 90 mm	340 x 75 mm	310 x 70 mm
Product weight	16.1 kg	15.5 kg	11.9 kg
Saw blade tilting	left / right	left / right	left
Laser	•	—	•
Light	•	—	—
Soft start-up	•	—	—
'X-Tend' support with limit stop	•	—	—
Clamping device	•	•	•
Base frame	—	—	Working height 85 cm
Precision TCT saw blade	1 pc	1 pc	1 pc
Sawdust bag	•	•	•
Article number	4300870	4300825	4300817
			





EXPERT



CLASSIC

SLIDING MITRESAWS

	TE-SM 2131 Dual	TC-SM 2131 Dual
Mains connection	230 - 240 V ~ 50 Hz	230 V ~ 50 Hz
Power rating	1600 W S6 20%	1800 W S2 5 min
Speed	5000 min ⁻¹	5000 min ⁻¹
Saw blade	Ø 210 x Ø 30 mm	Ø 210 x Ø 30 mm
Number of teeth	48	48
Swiveling range	-47° to +47°	-45° to +45°
Mitre cut	-45° to +45° (left and right)	-45° to +45° (left and right)
Max. cutting width 90°	310 x 65 mm	310 x 62 mm
Product weight	13.1 kg	11.3 kg
Saw blade tilting	left / right	left / right
Laser	•	•
Light	•	—
Soft start-up	•	—
'X-Tend' support with limit stop	•	—
Clamping device	•	•
Base frame	—	—
Precision TCT saw blade	1 pc	1 pc
Sawdust bag	•	•
Article number	4300860	4300835
		



CLASSIC



EXPERT



CLASSIC



SLIDING MITRESAWS

	TC-MS 2513 L	TE-MS 2112 L	TC-MS 2112
Mains connection	230 V ~ 50 Hz	230 V ~ 50 Hz	230 V ~ 50 Hz
Power rating	1600 W S1	1400 W S6 20%	1600 W S6 40%
Speed	4000 min ⁻¹	5000 min ⁻¹	5000 min ⁻¹
Saw blade	Ø 250 x Ø 30 mm	Ø 210 x Ø 30 mm	Ø 210 x Ø 30 mm
Number of teeth	48	48	48
Swiveling range	-45° to +45°	-47° to +47°	-45° to +45°
Mitre cut	0° to 45° to the left	0° to 45° to the left	0° to 45° to the left
Max. cutting width 90°	130 x 75 mm	120 x 60 mm	120 x 55 mm
Product weight	10.2 kg	8.7 kg	7.3 kg
Saw blade tilting	left	left	left
Laser	•	•	—
Light	—	LED	—
Soft start-up	—	—	—
'X-Tend' support with limit stop	—	•	—
Clamping device	•	•	•
Precision TCT saw blade	1 pc	1 pc	1 pc
Sawdust bag	•	•	•
Article number	4300850	4300840	4300295

SLIDING MITRESAWS WITH UPPER TABLE



CLASSIC



CLASSIC




CLASSIC

	TC-MS 3017 T	TC-MS 2513 T	TC-MS 2112 T
Mains connection	230 - 240 V ~ 50 Hz	230 - 240 V ~ 50 Hz	230 V ~ 50 Hz
Power rating	2000 W S1	1800 W S1	1200 W S1
Speed	4200 min ⁻¹	4500 min ⁻¹	4500 min ⁻¹
Saw blade	Ø 305 x Ø 30 mm	Ø 250 x Ø 30 mm	Ø 210 x Ø 30 mm
Number of teeth	40	36	24
Swiveling range	-45° to +45°	-45° to +45°	-45° to +45°
Mitre cut	0° to 45° to the left	0° to 45° to the left	0° to 45° to the left
Max. cutting width 90°	170 x 85 mm	130 x 75 mm	120 x 55 mm
Product weight	19.4 kg	13.5 kg	11.0 kg
Saw blade tilting	left	left	left
Laser	—	—	—
Light	—	—	—
'X-Tend' support with limit stop	—	—	—
Clamping device	•	•	•
Precision TCT saw blade	1 pc	1 pc	1 pc
Sawdust bag	—	—	—
Article number	4300347	4300345	4300317






**MITRESAWS
ACCESSORIES**

	E-Stand
Mounting width	340 - 445 mm
Mounting depth	max. 410 mm
Working height	81 cm
Article number	4310620
	



**MITRESAWS
ACCESSORIES**



	TCT Saw Blade Set	TCT Saw Blade	TCT Saw Blade
Diameter	210 mm	210 mm	210 mm
Inner diameter	30 mm	30 mm	30 mm
Thickness	2.5 mm	2.8 mm	2.8 mm
Number of teeth	24 48 60	24	48
Article number	4502132	4502048	4502034
			

**MITRESAWS
ACCESSORIES**



	TCT Saw Blade Set	TCT Saw Blade
Diameter	250 mm	250 mm
Inner diameter	30 mm	30 mm
Thickness	3.0 mm	3.2 mm
Number of teeth	24 48 60	24
Article number	4502133	4311110
		

**MITRESAWS
ACCESSORIES**





	TCT Saw Blade	TCT Saw Blade
Diameter	250 mm	250 mm
Inner diameter	30 mm	30 mm
Thickness	3.2 mm	3.2 mm
Number of teeth	48	60
Article number	4311111	4311113
		

TABLE SAWS

CHIP EXTRACTOR CONNECTION

The chip extractor connection on the device and on the saw blade guard enables the device to be connected to a dust extractor or stationary vacuum extraction system

ALUMINIUM MAIN TABLE WITH SLIDE

The aluminium main table offers outstanding sliding properties. The format function makes effortless work of cutting boards, e.g. for furniture

TRANSPARENT SAW BLADE GUARD

For a better view of each cut the blade guard is transparent

TABLE EXTENSIONS

The individually adjustable table extensions on the right-hand side and at the back on the main table prevent long workpieces from tilting and ensure that unwieldy boards can be safely sawed

PARALLEL STOP AND CROSS STOP

Easy to use stops for making miter cuts or parallel cuts

FOLD-DOWN BASE FRAME

For mobile use the device has a folding base frame. So it can be stowed in the car boot on the one hand, and is easy to move around thanks to the trolley function on the other

2-IN-1 SAW BLADE ADJUSTMENT

Easy to adjust the saw blade height and angle with just a single hand maneuver

Table Saw with base frame
TE-CC 2025 UF







EXPERT



EXPERT

**TABLESAWS
WITH BASE FRAME**

	TE-CC 2025 UF	TE-TS 2025 UF
Mains connection	220 - 240 V ~ 50 Hz	220 - 240 V ~ 50 Hz
Power rating	2000 W S6 20%	2000 W S6 20%
Speed	4500 min ⁻¹	4500 min ⁻¹
Saw blade	Ø 250 x Ø 30 mm	Ø 250 x Ø 30 mm
Number of teeth	48	48
Mitre cut	0° to 45° to the left	0° to 45° to the left
Cutting height 90°	78 mm	78 mm
Cutting height 45°	53 mm	53 mm
Bench size	645 x 530 mm	645 x 530 mm
Product weight	34.7 kg	31.9 kg
Base frame	•	•
Table extension	right / rear	left / right / rear
Folding base frame	•	•
Format function	•	—
Precision TCT saw blade	1 pc	1 pc
Parallel stop	•	•
Angle stop	•	•
Push stick	•	•
Article number	4340547	4340565
		

**TABLESAWS
WITH BASE FRAME**



CLASSIC






CLASSIC

NEW



CLASSIC

	TC-TS 2025/1 UA, Alum. Table	TC-TS 2025/1 U	TC-TS 2025/2 ECO
Mains connection	220 - 240 V ~ 50 Hz	220 - 240 V ~ 50 Hz	230 - 240 V ~ 50 Hz
Power rating	2000 W S6 25%	2000 W S6 25%	2000 W S6 40%
Speed	5000 min ⁻¹	5000 min ⁻¹	4250 min ⁻¹
Saw blade	Ø 250 x Ø 30 mm	Ø 250 x Ø 30 mm	Ø 254 x Ø 30 mm
Number of teeth	24	24	24
Mitre cut	0° to 45° to the left	0° to 45° to the left	0° to 45° to the left
Cutting height 90°	85 mm	85 mm	80 mm
Cutting height 45°	65 mm	65 mm	53 mm
Bench size	642 x 487 mm	640 x 487 mm	638 x 490 mm
Product weight	20.3 kg	19.7 kg	19.5 kg
Base frame	•	•	•
Table extension	left / right / rear	left / right	—
Folding base frame	—	—	—
Format function	—	—	—
Precision TCT saw blade	1 pc	1 pc	1 pc
Parallel stop	•	•	•
Angle stop	•	•	•
Push stick	•	•	•
Article number	4340525	4340540	4340530
			

**TABLESAWS
WITH BASE FRAME**



Fig. similar

NEW

EXPERT



Fig. similar

NEW

EXPERT



CLASSIC

	TE-TS 2831/1 UD	TE-TS 2231/1 U	TC-TS 2031 U
Mains connection	400 V 3~ 50 Hz	230 V ~ 50 Hz	230 V ~ 50 Hz
Power rating	2800 W S6 10%	2200 W S6 20%	2000 W S2 20 min
Speed	2800 min ⁻¹	2980 min ⁻¹	2950 min ⁻¹
Saw blade	Ø 315 x Ø 30 mm	Ø 315 x Ø 30 mm	Ø 315 x Ø 30 mm
Number of teeth	24	24	40
Mitre cut	0° to 45° to the left	0° to 45° to the left	0° to 45° to the left
Cutting height 90°	85 mm	85 mm	85 mm
Cutting height 45°	46 mm	46 mm	52 mm
Bench size	800 x 550 mm	800 x 550 mm	800 x 550 mm
Product weight	46.5 kg	43.2 kg	56.4 kg
Base frame	•	•	•
Table extension	rear, folding	rear, folding	rear
Folding base frame	—	—	—
Format function	—	—	—
Precision TCT saw blade	1 pc	1 pc	1 pc
Parallel stop	•	•	•
Angle stop	•	•	•
Push stick	•	•	•
Article number	4307145	4307157	4340555

TABLESAWS



CLASSIC



CLASSIC

	TC-TS 1200	TC-TS 820
Mains connection	220 - 240 V ~ 50 Hz	230 V ~ 50 Hz
Power rating	1200 W S6 40%	800 W S2 10 min
Speed	4800 min ⁻¹	2950 min ⁻¹
Saw blade	Ø 210 x Ø 30 mm	Ø 200 x Ø 16 mm
Number of teeth	24	24
Mitre cut	0° to 45° to the left	0° to 45° to the left
Cutting height 90°	45 mm	45 mm
Cutting height 45°	27 mm	35 mm
Bench size	525 x 400 mm	500 x 335 mm
Product weight	13.5 kg	11.6 kg
Base frame	—	—
Table extension	—	—
Folding base frame	—	—
Format function	—	—
Precision TCT saw blade	1 pc	1 pc
Parallel stop	•	•
Angle stop	•	—
Push stick	•	•
Article number	4340747	4340410

**TABLESAWS
ACCESSORIES**









Fig. similar

	Slide
Suitable for	TE-TS 2831/1 UD and TE-TS 2231/1 U
Article number	4310625
 4 006825 598285	

**TABLESAWS
ACCESSORIES**



	TCT Saw Blade	TCT Saw Blade	TCT Saw Blade Set	TCT Saw Blade			
Diameter	200 mm	205 mm	250 mm	315 mm			
Inner diameter	16 mm	16 mm	30 mm	30 mm			
Thickness	2.8 mm	2.5 mm	3.0 mm	3.0 mm			
Number of teeth	20	48	24 60	40			
Article number	4502046	4502033	4502129	4502011			
 4 006825 453706		 4 006825 456172		 4 006825 617429		 4 006825 456295	


MORE WOODWORKING MACHINES



CLASSIC

STATIONARY PLANER

	TC-SP 204
Mains connection	230 - 240 V - 50 Hz
Power rating	1500 W
Speed	9000 min ⁻¹
Max. working width	204 mm
Max. removal	3 mm
Max. thickness opening	120 mm
Max. angle of the parallel stop	45°
Dust extraction connector	100 mm
Product weight	27.9 kg
Infeed table	•
Removable table	•
Accessories	2 carbide planing blades
Push stick	•
Article number	4419955




4 006825 615104



STATIONARY PLANER ACCESSORIES

	Spare Blades Set
Can be used for	TH-SP 204, TC-SP 204
Length	210 mm
Height	17.2 mm
Thickness	1.5 mm
Quantity	2 pcs
Article number	4311310



4 006825 598018



CLASSIC

SCROLLSAW

	TC-SS 405 E
Mains connection	230 V ~ 50 Hz
Power rating	120 W S2 10 min
Stroke speed	400 - 1600 min ⁻¹
Stroke height	14 mm
Reach	406 mm
Mitre cut	0° to 45° to the left
Cutting height 90°	52 mm
Cutting height 45°	20 mm
Product weight	12.6 kg
Workpiece hold-down device	•
Blowing function	•
Adapter for coping saw blade	•
Dust extraction	•
Saw blade	2 pcs
Article number	4309040

4 006825 589900

**SCROLLSAW
ACCESSORIES**



	Saw Blades Set
Quantity	5
Length	127 mm
Article number	4506200

4 006825 453928

BAND SAWS

2 BLADE SPEED SETTINGS

The band saw can be powered with two different blade speed settings too deliver exact cutting results at the optimum speed in every material

INFINITELY TILTABLE SAW TABLE

The robust saw table can be infinitely tilted between 0° and 45° for performing exact mitre cuts quickly and easily

ANGLE STOP AND PARALLEL STOP

The angle stop and parallel stop can be used for high-quality sawing jobs for all the requirements of creative DIY jobs

CONNECTION FOR DUST EXTRACTION

Thanks to the 100 mm adapter, a wide variety of extractor units can be easily connected to the 70 mm outlet

BASE FRAME

The sturdy base frame guarantees outstanding stability and an optimum working height

Band Saw
TC-SB 305 U







CLASSIC





CLASSIC

BANDSAWS

	TC-SB 305 U	TC-SB 200/1
Mains connection	220 - 240 V ~ 50 Hz	220 - 240 V ~ 50 Hz
Power rating	750 W	250 W S2 15 min
Blade speed	370 m/min 800 m/min	900 m/min
Reach	305 mm	200 mm
Dust extraction connector	Ø 70 mm / Ø 100 mm	Ø 36 mm
Mitre cut	0° to 45°	-2° to 45°
Cutting height 90°	170 mm	80 mm
Cutting height 45°	75 mm	45 mm
Product weight	65.8 kg	17.7 kg
Speeds	2	1
Base frame	•	—
Parallel stop	•	•
Angle stop	•	—
Push stick	•	•
Article number	4308055	4308018
		

**BANDSAWS
ACCESSORIES**



	Saw Band	Saw Band
Length	2320 mm	1400 mm
Width	12.7 mm	7.0 mm
Number of teeth	4/25.4 mm	6/25.4 mm
Article number	4506158	4506156
		






CLASSIC

WOODWORKINGLATHE

	TC-WW 1000
Mains connection	230 V ~ 50 Hz
Power rating	350 W S2 15 min
Speed 1	810 min ⁻¹
Speed 2	1180 min ⁻¹
Speed 3	1700 min ⁻¹
Speed 4	2480 min ⁻¹
Max. lathe diameter	356 mm
Tip width	1000 mm
Product weight	22.7 kg
V-belt drive which can be adjusted to 4 settings	•
Face plate	•
Tool support	•
Tailstock	•
Front end driver ring	•
Article number	4312105




4 006825 600438

WOODWORKINGLATHE ACCESSORIES



	Professional Turning Tool Set
Items supplied	5 chisels
Flat chisel	•
Mortise chisel	•
Gouge	•
Round chisel	•
Pointed chisel	•
Article number	4311200




4 006825 431551



EXPERT

VACUUMEXTRACTIONSYSTEM

	TE-VE 550 A
Mains connection	220 - 240 V ~ 50-60 Hz
Power rating	550 W S1
Speed	2850 min ⁻¹
Debris bag volume	65 l
Air capacity	1150 m ³ /h
Vacuum	max. 1600 Pa
Dust extraction connector	36 mm / 100 mm
Hose length	2.5 m
Product weight	21.3 kg
Automatic socket	•
Handle	•
Chassis	•
Debris bag support	•
Quick release fastener for changing the debris bag	•
Induction motor	•
Catch basket	•
Reducer adapter	•
Article number	4304155




4 006825 618785



VACUUMEXTRACTIONSYSTEM ACCESSORIES

	Vacuum Adapter Set
Hose length / diameter	1200 mm / 36 mm
Diameter	100 mm
Extractor adapter up to 36 mm	•
Blind stoppers	•
Article number	4310630



4 006825 587715

WET AND DRY VACUUM CLEANERS

Wet/Dry Vacuum Cleaner
TE-VC 2230 SA

STURDY STAINLESS STEEL TELESCOPIC TUBE

Intelligent plug-in connections reduce air turbulence and therefore increase the efficiency of the equipment

TRANSPORT HANDLE AND CARRY HANDLE

Trolley function and cable holder for easy mobility

ECO MOTOR

Quiet and energy-efficient motor for comfortable operation

DEVICE SOCKET

For maximum 2250 W and with synchronous start function

WATER DRAIN SCREW

The water suctioned up can be discharged quickly and effortlessly

LARGE WHEELS AND CASTORS

Easy to transport even over uneven surfaces

ACCESSORY HOLDER

So the accessories are ready to hand and ready for action at all times



**WETANDDRY
VACUUMCLEANERS**



Mains connection	220 - 240 V ~ 50 Hz
Power rating	1200 W S1
Suction power	230 mbar
Tank volume	40 l
Suction hose length	300 cm
Suction hose diameter	36 mm
Product weight	12.0 kg
Cable holder	•
Blow connector	•
Accessory mount	•
Water drain screw	•
Automatic socket	•
ECO Power	•
Suction tube	Telescopic, stainless steel
Nozzles	Combination, crevice and upholstery nozzle (1x each)
Filters	Foam, pleated filter, dirt bag (1x each)
Ash Filter	—
Article number	2342380

TE-VC 2340 SA	
Mains connection	220 - 240 V ~ 50 Hz
Power rating	1200 W S1
Suction power	230 mbar
Tank volume	40 l
Suction hose length	300 cm
Suction hose diameter	36 mm
Product weight	12.0 kg
Cable holder	•
Blow connector	•
Accessory mount	•
Water drain screw	•
Automatic socket	•
ECO Power	•
Suction tube	Telescopic, stainless steel
Nozzles	Combination, crevice and upholstery nozzle (1x each)
Filters	Foam, pleated filter, dirt bag (1x each)
Ash Filter	—
Article number	2342380



TE-VC 2230 SA	
Mains connection	230 V ~ 50 Hz
Power rating	1150 W S1
Suction power	220 mbar
Tank volume	30 l
Suction hose length	300 cm
Suction hose diameter	36 mm
Product weight	10.2 kg
Cable holder	•
Blow connector	•
Accessory mount	•
Water drain screw	•
Automatic socket	•
ECO Power	•
Suction tube	Telescopic, stainless steel
Nozzles	Combination, crevice and upholstery nozzle (1x each)
Filters	Foam, pleated filter, dirt bag (1x each)
Ash Filter	—
Article number	2342363



**WETANDDRY
VACUUMCLEANERS**



Mains connection	220 - 240 V ~ 50/60 Hz
Power rating	1500 W S1
Suction power	190 mbar
Tank volume	30 l
Suction hose length	250 cm
Suction hose diameter	36 mm
Product weight	6.8 kg
Cable holder	•
Blow connector	•
Accessory mount	•
Water drain screw	•
Automatic socket	•
ECO Power	—
Suction tube	2-piece, plastic
Nozzles	Combination, crevice nozzle (1x each)
Filters	Foam, pleated filter, dirt bag (1x each)
Ash Filter	—
Article number	2342190

TC-VC 1930 SA	
Mains connection	220 - 240 V ~ 50/60 Hz
Power rating	1500 W S1
Suction power	190 mbar
Tank volume	30 l
Suction hose length	250 cm
Suction hose diameter	36 mm
Product weight	6.8 kg
Cable holder	•
Blow connector	•
Accessory mount	•
Water drain screw	•
Automatic socket	•
ECO Power	—
Suction tube	2-piece, plastic
Nozzles	Combination, crevice nozzle (1x each)
Filters	Foam, pleated filter, dirt bag (1x each)
Ash Filter	—
Article number	2342190



TC-VC 1930 S	
Mains connection	220 - 240 V ~ 50 Hz
Power rating	1500 W S1
Suction power	190 mbar
Tank volume	30 l
Suction hose length	250 cm
Suction hose diameter	36 mm
Product weight	5.7 kg
Cable holder	•
Blow connector	•
Accessory mount	•
Water drain screw	•
Automatic socket	—
ECO Power	—
Suction tube	2-piece, plastic
Nozzles	Combination, crevice nozzle (1x each)
Filters	Foam, pleated filter, dirt bag (1x each)
Ash Filter	—
Article number	2342188



**WETANDDRY
VACUUMCLEANERS**



	TE-VC 1925 SA	TC-VC 1825	TC-VC 1820 SA
Mains connection	230 V ~ 50 Hz	220 - 240 V ~ 50 Hz	220 - 240 V ~ 50/60 Hz
Power rating	800 W S1	1250 W S1	1250 W S1
Suction power	190 mbar	180 mbar	180 mbar
Tank volume	25 l	25 l	20 l
Suction hose length	300 cm	150 cm	150 cm
Suction hose diameter	36 mm	36 mm	36 mm
Product weight	9.1 kg	5.0 kg	4.5 kg
Cable holder	•	•	•
Blow connector	•	•	•
Accessory mount	•	•	•
Water drain screw	•	—	—
Automatic socket	•	—	•
ECO Power	•	—	—
Suction tube	Telescopic, stainless steel	2-piece, plastic	3-piece, plastic
Nozzles	Combination, crevice and upholstery nozzle (1x each)	Combination, crevice nozzle (1x each)	Combination, crevice nozzle (1x each)
Filters	Foam, pleated filter, dirt bag (1x each)	Foam, pleated filter, dirt bag (1x each)	Foam filter, filter bag, dirt bag
Ash Filter	—	—	—
Article number	2342354	2342430	2342425

**WETANDDRY
VACUUMCLEANERS**



	TE-VC 1820	TC-VC 1820 S	TC-VC 1820 S Kit
Mains connection	230 V ~ 50 Hz	220 - 240 V ~ 50/60 Hz	220 - 240 V ~ 50/60 Hz
Power rating	750 W S1	1250 W S1	1250 W S1
Suction power	180 mbar	180 mbar	180 mbar
Tank volume	20 l	20 l	20 l
Suction hose length	250 cm	150 cm	150 cm
Suction hose diameter	36 mm	36 mm	36 mm
Product weight	7.7 kg	4.5 kg	6.0 kg
Cable holder	•	•	•
Blow connector	•	•	•
Accessory mount	•	•	•
Water drain screw	—	—	—
Automatic socket	—	—	—
ECO Power	•	—	—
Suction tube	2-piece, stainless steel	3-piece, plastic	3-piece, plastic
Nozzles	Combination, crevice and upholstery nozzle (1x each)	Combination, crevice nozzle (1x each)	Combination, crevice nozzle (1x each)
Filters	Foam, pleated filter, dirt bag (1x each)	Foam filter, filter bag, dirt bag	Foam filter, filter bag, dirt bag
Ash Filter	—	—	•
Article number	2342341	2342167	2342175

**WETANDDRY
VACUUMCLEANERS**



NEW

CLASSIC



CLASSIC





CLASSIC

	TC-VC 1815 S	TC-VC 1815	TC-VC 1812 S
Mains connection	220 - 240 V ~ 50 Hz	220 - 240 V ~ 50/60 Hz	220 - 240 V ~ 50 Hz
Power rating	1250 W S1	1250 W S1	1250 W S1
Suction power	180 mbar	180 mbar	180 mbar
Tank volume	15 l	15 l	12 l
Suction hose length	150 cm	150 cm	150 cm
Suction hose diameter	36 mm	36 mm	36 mm
Product weight	3.6 kg	4.2 kg	3.6 kg
Cable holder	•	•	•
Blow connector	•	•	•
Accessory mount	•	•	•
Water drain screw	—	—	—
Automatic socket	—	—	—
ECO Power	—	—	—
Suction tube	3-piece, plastic	3-piece, plastic	3-piece, plastic
Nozzles	Combination, crevice nozzle (1x each)	Combination, crevice nozzle (1x each)	Combination, crevice nozzle (1x each)
Filters	Foam filter, filter bag, dirt bag	Foam filter, filter bag, dirt bag	Foam filter, filter bag, dirt bag
Ash Filter	—	—	—
Article number	2342390	2340290	2342370
			



**WETANDDRY
VACUUMCLEANERS
ACCESSORIES**



	Ash Filter	Ash Fine Filter
Capacity	12 l	18 l
Quantity	1 pc	1 pc
Length	—	—
Diameter	—	—
Suitable for TE-VC 2340 SA	•	•
Suitable for TE-VC 2230 SA	•	•
Suitable for TC-VC 1930 SA	•	•
Suitable for TC-VC 1930 S	•	•
Suitable for TE-VC 1925 SA	•	•
Suitable for TC-VC 1826	•	•
Suitable for TC-VC 1820 SA	•	•
Suitable for TC-VC 1820 S	•	•
Suitable for TE-VC 1821	•	•
Suitable for TC-VC 1815 S	•	•
Suitable for TC-VC 1816	•	•
Suitable for TC-VC 1812 S	•	•
Article number	2351606	2351612
		



**WETANDDRY
VACUUMCLEANERS
ACCESSORIES**



	Pleated Filter	Pleated Filter with Lid
Quantity	1 pc	1 pc
Length	—	—
Diameter	—	—
Suitable for TE-VC 2340 SA	—	•
Suitable for TE-VC 2230 SA	—	•
Suitable for TC-VC 1930 SA	—	•
Suitable for TC-VC 1930 S	—	•
Suitable for TE-VC 1925 SA	—	•
Suitable for TC-VC 1826	—	•
Suitable for TC-VC 1820 SA	—	•
Suitable for TC-VC 1820 S	•	•
Suitable for TE-VC 1821	•	•
Suitable for TC-VC 1815 S	—	—
Suitable for TC-VC 1816	—	•
Suitable for TC-VC 1812 S	—	—
Article number	2351110	2351113
	 4 006825 231090	 4 006825 566512

**WETANDDRY
VACUUMCLEANERS
ACCESSORIES**



	Fabric Filter	Foam Filters
For tank volume	—	—
Quantity	1 pc	10 pcs
Length	—	—
Diameter	—	—
Suitable for TE-VC 2340 SA	•	•
Suitable for TE-VC 2230 SA	•	•
Suitable for TC-VC 1930 SA	•	•
Suitable for TC-VC 1930 S	•	•
Suitable for TE-VC 1925 SA	•	•
Suitable for TC-VC 1826	•	•
Suitable for TC-VC 1820 SA	•	•
Suitable for TC-VC 1820 S	•	•
Suitable for TE-VC 1821	•	•
Suitable for TC-VC 1815 S	—	—
Suitable for TC-VC 1816	•	•
Suitable for TC-VC 1812 S	—	—
Article number	2351140	2351130
	 4 006825 231151	 4 006825 236132

**WETANDDRY
VACUUMCLEANERS
ACCESSORIES**



NEW

NEW

NEW

	Non-woven Bags 40 l	Non-woven Bags 25 l	Non-woven Bags 15 l
For tank volume	30 - 40 l	20 - 25 l	12 - 15 l
Quantity	5 pcs	5 pcs	5 pcs
Length	—	—	—
Diameter	—	—	—
Suitable for TE-VC 2340 SA	•	—	—
Suitable for TE-VC 2230 SA	•	—	—
Suitable for TC-VC 1930 SA	•	—	—
Suitable for TC-VC 1930 S	•	—	—
Suitable for TE-VC 1925 SA	—	•	—
Suitable for TC-VC 1826	—	•	—
Suitable for TC-VC 1820 SA	—	•	—
Suitable for TC-VC 1820 S	—	•	—
Suitable for TE-VC 1821	—	•	—
Suitable for TC-VC 1815 S	—	—	•
Suitable for TC-VC 1816	—	•	—
Suitable for TC-VC 1812 S	—	—	•
Article number	2351195	2351190	2351185

**WETANDDRY
VACUUMCLEANERS
ACCESSORIES**





	Dirt Bags 40 l	Dirt Bags 30 l	Dirt Bags 25 l	Dirt Bags 20 l
For tank volume	40 l	30 l	25 l	20 l
Quantity	5 pcs	5 pcs	5 pcs	5 pcs
Length	—	—	—	—
Diameter	—	—	—	—
Suitable for TE-VC 2340 SA	•	—	—	—
Suitable for TE-VC 2230 SA	—	•	—	—
Suitable for TC-VC 1930 SA	—	•	—	—
Suitable for TC-VC 1930 S	—	•	—	—
Suitable for TE-VC 1925 SA	—	—	•	—
Suitable for TC-VC 1826	—	—	•	—
Suitable for TC-VC 1820 SA	—	—	—	•
Suitable for TC-VC 1820 S	—	—	—	•
Suitable for TE-VC 1821	—	—	—	•
Suitable for TC-VC 1815 S	—	—	—	—
Suitable for TC-VC 1816	—	—	—	•
Suitable for TC-VC 1812 S	—	—	—	—
Article number	2351180	2351170	2351150	2351152

**WETANDDRY
VACUUMCLEANERS
ACCESSORIES**



NEW

	Dirt Bags 15 l	Dirt Bags 12 l
For tank volume	15 l	12 l
Quantity	5 pcs	5 pcs
Length	—	—
Diameter	—	—
Suitable for TE-VC 2340 SA	—	—
Suitable for TE-VC 2230 SA	—	—
Suitable for TC-VC 1930 SA	—	—
Suitable for TC-VC 1930 S	—	—
Suitable for TE-VC 1925 SA	—	—
Suitable for TC-VC 1826	—	—
Suitable for TC-VC 1820 SA	—	—
Suitable for TC-VC 1820 S	—	—
Suitable for TE-VC 1821	—	—
Suitable for TC-VC 1815 S	•	—
Suitable for TC-VC 1816	—	—
Suitable for TC-VC 1812 S	•	•
Article number	2351165	2351159
		

**WETANDDRY
VACUUMCLEANERS
ACCESSORIES**






NEW

NEW

NEW

NEW

	Long Crevice Nozzle	Small Universal Nozzle	Universal Floor Nozzle	Hard Upholstery Brush
For tank volume	—	—	—	—
Quantity	1 pc	1 pc	1 pc	1 pc
Length	—	—	—	—
Diameter	—	—	—	—
Suitable for TE-VC 2340 SA	•	•	•	•
Suitable for TE-VC 2230 SA	•	•	•	•
Suitable for TC-VC 1930 SA	•	•	•	•
Suitable for TC-VC 1930 S	•	•	•	•
Suitable for TE-VC 1925 SA	•	•	•	•
Suitable for TC-VC 1826	•	•	•	•
Suitable for TC-VC 1820 SA	•	•	•	•
Suitable for TC-VC 1820 S	•	•	•	•
Suitable for TE-VC 1821	•	•	•	•
Suitable for TC-VC 1815 S	•	•	•	•
Suitable for TC-VC 1816	•	•	•	•
Suitable for TC-VC 1812 S	•	•	•	•
Article number	2351205	2351210	2351215	2351220
				

**WETANDDRY
VACUUMCLEANERS
ACCESSORIES**



NEW

NEW

NEW

	Soft Upholstery Brush	Round Carpet Brush	Set of Nozzles 1
For tank volume	—	—	—
Quantity	1 pc	1 pc	2 nozzles, 1 brush
Length	—	—	—
Diameter	—	—	—
Suitable for TE-VC 2340 SA	•	•	•
Suitable for TE-VC 2230 SA	•	•	•
Suitable for TC-VC 1930 SA	•	•	•
Suitable for TC-VC 1930 S	•	•	•
Suitable for TE-VC 1925 SA	•	•	•
Suitable for TC-VC 1826	•	•	•
Suitable for TC-VC 1820 SA	•	•	•
Suitable for TC-VC 1820 S	•	•	•
Suitable for TE-VC 1821	•	•	•
Suitable for TC-VC 1815 S	•	•	•
Suitable for TC-VC 1816	•	•	•
Suitable for TC-VC 1812 S	•	•	•
Article number	2351225	2351230	2351235

**WETANDDRY
VACUUMCLEANERS
ACCESSORIES**



NEW

	Car Cleaning Set	Extension Hose	Accessory Kit
For tank volume	—	—	—
Quantity	4-piece	1 hose, 4 adapters	5 pcs
Length	—	3 m	2 m
Diameter	—	36 mm	64 mm
Suitable for TE-VC 2340 SA	•	•	•
Suitable for TE-VC 2230 SA	•	•	•
Suitable for TC-VC 1930 SA	•	•	•
Suitable for TC-VC 1930 S	•	•	•
Suitable for TE-VC 1925 SA	•	•	•
Suitable for TC-VC 1826	•	•	•
Suitable for TC-VC 1820 SA	•	•	•
Suitable for TC-VC 1820 S	•	•	•
Suitable for TE-VC 1821	•	•	•
Suitable for TC-VC 1815 S	—	—	—
Suitable for TC-VC 1816	•	•	•
Suitable for TC-VC 1812 S	—	—	—
Article number	2351245	2362000	2362010



ASH VACUUM CLEANERS





CLASSIC



CLASSIC

ASHVACUUMCLEANERS

	TC-AV 1250	TC-AV 1200
Mains connection	220 - 240 V ~ 50/60 Hz	220 - 240 V ~ 50/60 Hz
Power rating	1250 W	1200 W
Suction power	165 mbar	160 mbar
Tank volume	20 l	18 l
Suction hose length	120 cm	100 cm
Suction hose diameter	36 mm	36 mm
Product weight	4.4 kg	3.7 kg
Carry handle	•	•
Wheels	•	—
Level indicator	—	—
Cable rewind	•	•
Fine filter	•	•
Article number	2351655	2351650
	 4 006825 614473	 4 006825 614480

HIGH PRESSURE CLEANERS

BEST POSSIBLE MOBILITY

The central handle and the sturdy wheels provide easy mobility at any location, in order to be able to pull the high pressure cleaner inclusive accessories

High Pressure Cleaner
TC-HP 2042 PC

JET CLICK SYSTEM

By means of the modular jet click system, the different nozzles and high pressure attachments can be changed quickly and without tools with only one click

HIGH-PRESSURE HOSE





The robust high-pressure hose can be rolled up on the holder provided and the spray lance also secured

NUMEROUS ACCESSORIES

For all cleaning tasks there is a choice of not one but two comprehensive sets of accessories, the Easy and Basic, with a terrace cleaner and a point/wide jet nozzle included






HIGH PRESSURE CLEANERS ACCESSORIES

	Extension Hose	Angle Nozzle	Rotating Washing Brush	Washing Brush
Type	HPH 6	HPAN 90	HPRB 15	HPWB 17
Length	600 cm	—	—	—
Width	—	—	—	17 cm
Diameter	—	—	15 cm	—
Article number	4144006	4144007	4144009	4144008
				



HIGH PRESSURE CLEANERS

	TC-HP 2042 PC	TC-HP 1538 PC	TC-HP 1334
Mains connection	220 - 240 V ~ 50 Hz	220 - 240 V ~ 50 Hz	220 - 240 V ~ 50 Hz
Power rating	2000 W S1	1500 W S1	1300 W S1
Max. working pressure	150 bar	110 bar	100 bar
Delivery rate	420 l/h	380 l/h	340 l/h
Hose length	600 cm	500 cm	300 cm
Product weight	9.1 kg	8.3 kg	5.4 kg
Carry handle	•	•	•
Storage possibility	•	•	•
Easy package	•	•	•
Basic package	•	•	—
Article number	4140730	4140720	4140710
			

EASY PACKAGE

Included with all high pressure cleaners



Pressure hose



Pivoted pistol



Spray lance



Rotating nozzle



Spray container

BASIC PACKAGE

Included with selected high pressure cleaners



Point/wide jet nozzle



Terrace cleaner

COMPRESSORS

OILLUBRICATED COMPRESSORS





NEW

EXPERT



EXPERT

	TE-AC 400/50/10 V	TE-AC 270/50/10
Mains connection	220 - 240 V ~ 50 Hz	230 V ~ 50 Hz
Power rating	2200 W S1	1800 W S1
Suction power	400 l/min	270 l/min
Output rate 0 bar 4 bar 7 bar	270 l/min 210 l/min 155 l/min	140 l/min 127 l/min 100 l/min
Tank capacity	50 l	50 l
Max. operating pressure	10 bar	10 bar
Number of cylinders	2	1
Noise level	96 dB(A)	94 dB(A)
Product weight	42.7 kg	33.5 kg
Cable storage	—	—
Pressure Reducer	•	•
Compressed air hose	—	—
Blow-out pistol	—	—
Tire pressure gauge	—	—
Adapter set	—	—
Article number	4010472	4010440
		

OILLUBRICATED COMPRESSORS






EXPERT



EXPERT



CLASSIC

	TE-AC 270/24/10	TE-AC 230/24	TC-AC 190/24/8
Mains connection	230 V ~ 50 Hz	230 V ~ 50 Hz	220 - 240 V ~ 50 Hz
Power rating	1800 W S1	1500 W S1	1500 W S2 15 min
Suction power	270 l/min	230 l/min	165 l/min
Output rate 0 bar 4 bar 7 bar	140 l/min 127 l/min 100 l/min	132 l/min 102 l/min 83 l/min	110 l/min 75 l/min 55 l/min
Tank capacity	24 l	24 l	24 l
Max. operating pressure	10 bar	8 bar	8 bar
Number of cylinders	1	1	1
Noise level	94 dB(A)	94 dB(A)	97 dB(A)
Product weight	27.0 kg	22.9 kg	21.0 kg
Cable storage	—	—	—
Pressure Reducer	•	•	•
Compressed air hose	—	—	—
Blow-out pistol	—	—	—
Tire pressure gauge	—	—	—
Adapter set	—	—	—
Article number	4010450	4010460	4007325
			

OILFREE COMPRESSORS



CLASSIC



CLASSIC



CLASSIC

	TH-AC 240/50/10 OF	TH-AC 200/30 OF	TH-AC 200/24 OF
Mains connection	230 V ~ 50 Hz	230 V ~ 50 Hz	230 V ~ 50 Hz
Power rating	1500 W S3 25%	1100 W S3 25%	1100 W S1
Suction power	240 l/min	200 l/min	140 l/min
Output rate 0 bar 4 bar 7 bar	173 l/min 107 l/min 76 l/min	165 l/min 83 l/min 60 l/min	110 l/min 70 l/min 45 l/min
Tank capacity	50 l	30 l	24 l
Max. operating pressure	10 bar	8 bar	8 bar
Number of cylinders	1	1	1
Noise level	97 dB(A)	97 dB(A)	94 dB(A)
Product weight	22.3 kg	18.1 kg	19.5 kg
Cable storage	—	—	—
Pressure Reducer	•	•	•
Compressed air hose	—	—	—
Blow-out pistol	—	—	—
Tire pressure gauge	—	—	—
Adapter set	—	—	—
Article number	4010393	4010394	4020515
			



OILFREE COMPRESSORS



CLASSIC



CLASSIC

	TC-AC 190/6/8 OF	TC-AC 190/8 Kit
Mains connection	230 V ~ 50 Hz	220 - 240 V ~ 50 Hz
Power rating	1100 W S3 25%	1100 W S3 15%
Suction power	185 l/min	190 l/min
Output rate 0 bar 4 bar 7 bar	139 l/min 77 l/min 60 l/min	165 l/min 83 l/min 55 l/min
Tank capacity	6 l	without pressure chamber
Max. operating pressure	8 bar	8 bar
Number of cylinders	1	1
Noise level	97 dB(A)	97 dB(A)
Product weight	9.2 kg	5.8 kg
Cable storage	•	•
Pressure Reducer	•	—
Compressed air hose	—	•
Blow-out pistol	—	•
Tire pressure gauge	—	•
Adapter set	—	•
Article number	4020495	4020536
		



AIRTOOLS

	Stapler/Nailer	Impact Screwdriver	Pin Grinder	Chisel Hammer Drill
Type	DTA 25/2	DSS 260/2	DSL 250/2	DMH 250/2
Items supplied	1 pc	1 pc	1 pc	1 pc
Technology	—	—	—	—
Working pressure	max. 8.3 bar	max. 6.3 bar	max. 6.3 bar	max. 6.3 bar
Torque	—	312 Nm	—	—
Accessories	•	•	•	•
Transport case	•	•	•	•
Article number	4137755	4138910	4138520	4139008



AIRTOOLS

	Ratcht Screwdriver	Eccentric Sander	Blow-out Pistol, long	Blow-out Pistol, short
Type	DRS 200/2	DSE 125	—	—
Items supplied	1 pc	1 pc	1 pc	1 pc
Technology	—	—	—	—
Working pressure	max. 6.3 bar	max. 6.3 bar	0 - 8 bar	0 - 8 bar
Torque	68 Nm	—	—	—
Accessories	•	•	—	—
Transport case	—	—	—	—
Article number	4139170	4133325	4133102	4133100



AIRTOOLS

NEW

	Tire Pressure Gauge, digital	Pro Tire Pressure Gauge	Tire Pressure Gauge
Type	—	—	—
Items supplied	1 pc	1 pc	1 pc
Technology	—	—	—
Working pressure	0 - 13 bar	0 - 8 bar	0 - 8 bar
Torque	—	—	—
Accessories	—	—	—
Transport case	—	—	—
Article number	4133115	4133110	4137000



AIRTOOLS

	Pro Paint Spray Gun	Paint Spray Gun	Paint Spray Gun	Spray Gun
Type	—	—	—	—
Items supplied	1 pc	1 pc	1 pc	1 pc
Technology	Cup	Cup	Suction-feed can	Suction-feed can
Working pressure	3 - 3.5 bar	3 - 4 bar	3 - 4 bar	3 - 6 bar
Torque	—	—	—	—
Accessories	—	—	—	—
Transport case	—	—	—	—
Article number	4133030	4133000	4132900	4133200



AIRTOOLS

	Jet Gun	Suction-feed Spray Pistol	Underseal Gun
Type	—	DSP 226	—
Items supplied	1 pc	1 pc	1 pc
Technology	Suction-feed can	—	—
Working pressure	3 - 8 bar	max. 6 bar	3 - 8 bar
Torque	—	—	—
Accessories	—	—	—
Transport case	—	—	—
Article number	4133300	4133400	4133501



AIRTOOLS

	Air Tool Set	Pro Compressed Air Kit	Compressed Air Kit
Type	—	—	—
Items supplied	10-piece	5-piece	3-piece
Technology	—	—	—
Working pressure	—	—	—
Torque	—	—	—
Accessories	—	—	—
Transport case	—	—	—
Article number	4020565	4132720	4132741

TACKERS/NAILERS ACCESSORIES



	Staples	Staples	Staples	Staples
Type	E, chisel points	E, chisel points	E, chisel points	E, chisel points
Length	40 mm	25 mm	16 mm	13 mm
Width	5.7 mm	5.7 mm	5.7 mm	5.7 mm
Quantity	3000 pcs	3000 pcs	3000 pcs	3000 pcs
Suitable for	Stapler/Nailer DTA 25/2	Stapler/Nailer DTA 25/2	Stapler/Nailer DTA 25/2	Stapler/Nailer DTA 25/2
Article number	4137861	4137860	4137855	4137850

TACKERS/NAILERS ACCESSORIES



	Nails	Nails	Nails
Type	J	J	J
Length	50 mm	40 mm	25 mm
Width	—	—	—
Quantity	3000 pcs	3000 pcs	3000 pcs
Suitable for	Stapler/Nailer DTA 25/2	Stapler/Nailer DTA 25/2	Stapler/Nailer DTA 25/2
Article number	4137873	4137872	4137871

COMPRESSED AIR ACCESSORIES



	Fabric Hose	Fabric Hose	Fabric Hose
Properties	Length 15 m, Ø internal diameter: 9 mm	Length 15 m, Ø internal diameter: 6 mm	Length 10 m, Ø internal diameter: 6 mm
Article number	4138210	4138200	4138100

COMPRESSED AIR ACCESSORIES



	Spiral Hose	Spiral Hose	Autom. Hose Roller
Properties	Length 8 m, Ø internal diameter: 6 mm	Length 4 m, Ø internal diameter: 6 mm	Length 9 m + 1 m, working pressure: up to 12 bar
Article number	4139420	4139410	4138000

COMPRESSED AIR ACCESSORIES



Properties
Article number

Inflation Adapter Kit
8-piece
4139695

Mini Oiler
R 1/4" internal thread, R 1/4" external thread
4135002



COMPRESSED AIR ACCESSORIES



Properties
Article number

Filter + Pressure Reducer
Complete with nipple and quick-lock coupling R 1/4"
4134200

Filter + Pressure Reducer
Complete with nipple and quick-lock coupling R 3/8"
4134100



COMPRESSED AIR ACCESSORIES



Properties
Article number

Combination Conditioning Unit
Complete with Oiler, nipple and quick-lock coupling R 1/4"
4135001

Combination Conditioning Unit
Complete with Oiler, nipple and quick-lock coupling R 3/8"
4135000



COMPRESSED AIR ACCESSORIES



Properties
Article number

Michelin Nipple
Ø 6 mm
4139330

Quick-lock Coupling
R 1/4" internal thread
4139206

Quick-lock Coupling
R 1/4" external thread
4139207

Quick-lock Coupling
R 3/8" internal thread
4139205



COMPRESSED AIR ACCESSORIES



	Quick-lock Coupling	Quick-lock Coupling	Quick-lock Coupling	Quick-lock Coupling
Properties	R 3/8" external thread	R 1/2" internal thread	R 1/2" external thread	Ø 6 mm
Article number	4139208	4139210	4139209	4139301

COMPRESSED AIR ACCESSORIES



	Quick-lock Coupling	Distributor	Hose Nozzle	Hose Nozzle
Properties	Ø 9 mm	2 quick-lock couplings 3/8" it	Ø 6 mm, R 1/4" et	Ø 6 mm, R 3/8" et
Article number	4139302	4139680	4139665	4139666

COMPRESSED AIR ACCESSORIES



	Threaded Nipple	Threaded Nipple	Threaded Nipple	Threaded Nipple
Properties	R 1/4" external thread	R 3/8" external thread	R 1/4" internal thread	R 3/8" internal thread
Article number	4139655	4139650	4139640	4139645

COMPRESSED AIR ACCESSORIES



	Grommet	Grommet	Double Nipple	Double Nipple
Properties	Ø 6 mm	Ø 9 mm	R 1/4" external thread	R 3/8" external thread
Article number	4139660	4139661	4139620	4139610

COMPRESSED AIR ACCESSORIES



	Reduction	Reduction	Reduction
Properties	R 3/8" et to R 1/4" it	R 3/8" et to R 1/4" et	R 1/2" et to R 3/8" it
Article number	4139600	4139630	4139605

COMPRESSED AIR ACCESSORIES



	Hose Connection Tube	Hose Connection Tube	Hose Connector Kit
Properties	Ø 6 mm	Ø 9 mm	Ø 6 mm
Article number	4139310	4139320	4139500

COMPRESSED AIR ACCESSORIES



	Clip Kit	Special Compressed Air Oil
Properties	5 pcs, 8 - 12 mm	500 ml
Article number	4139670	4138310

TILE CUTTING MACHINES STONE CUTTING MACHINES

WATER PUMP WITH DIRT TRAP

The pump is fitted with washable filter mats and can therefore provide the saw blade with a steady supply of clean water

MOTOR GUIDE

Precision cutting with high performance thanks to a motor guide with six ball bearings

LASER

The integrated laser is an optical cutting aid for cutting longer tiles

WORK TABLE

The large work table with integrated rubber supports provides an outstanding work surface for cutting large tiles

WORK TABLE EXTENSIONS

Two additional work tables can be fitted at the side. So working on large tiles is no problem either

BASE FRAME

The folding base frame with adjustable base ensures a steady standing position and makes it easy to transport

Tile Cutting Machine
TE-TC 920 UL





EXPERT



EXPERT

TILECUTTINGMACHINES

	TE-TC 920 UL	TE-TC 620 U
Mains connection	220 - 240 V ~ 50 Hz	230 V ~ 50 Hz
Power rating	900 W S2 30 min	900 W S2 30 min
Speed	2950 min ⁻¹	2950 min ⁻¹
Cutting thickness 90° 45°	36 mm 29 mm	30 mm 25 mm
Cutting length	920 mm	620 mm
Cutting wheel	Ø 200 x Ø 25.4 mm	Ø 200 x Ø 25.4 mm
Mitre cut	0° to 45° to the left	0° to 45° to the left
Product weight	45.1 kg	35.8 kg
Water bath container	•	•
Laser	•	—
Transport wheels	•	•
Parallel stop	•	•
Angle stop	•	•
Article number	4301220	4301295
		

TILECUTTINGMACHINES





NEW



CLASSIC

CLASSIC

	TC-TC 800	TC-TC 618
Mains connection	220 - 240 V ~ 50 Hz	230 V ~ 50 Hz
Power rating	800 W S2 10 min	600 W S2 10 min
Speed	2950 min ⁻¹	3000 min ⁻¹
Cutting thickness 90° 45°	34 mm 14 mm	35 mm 22 mm
Cutting length	—	—
Cutting wheel	Ø 180 x Ø 25.4 mm	Ø 180 x Ø 25.4 mm
Mitre cut	0° to 45° to the left	0° to 45° to the left
Product weight	9.2 kg	8.5 kg
Water bath container	•	•
Laser	—	—
Transport wheels	—	—
Parallel stop	•	•
Angle stop	•	—
Article number	4301185	4301180
		





EXPERT






EXPERT

STONECUTTINGMACHINES

	TE-SC 920 L	TE-SC 570 L
Mains connection	230 V ~ 50 Hz	230 V ~ 50 Hz
Power rating	2200 W S2 20 min	1500 W S2 20 min
Speed	3000 min ⁻¹	3000 min ⁻¹
Cutting thickness 90° 45°	70 mm 55 mm	60 mm 48 mm
Cutting length	920 mm	570 mm
Cutting wheel	Ø 300 x Ø 25.4 mm	Ø 250 x Ø 25.4 mm
Mitre cut	0° to 45° to the left	0° to 45° to the left
Product weight	56.0 kg	42.6 kg
Water bath container	•	•
Laser	•	•
Article number	4301432	4301444
		



**TILECUTTINGMACHINES
ACCESSORIES**



	Diamond Cutting Wheel	Turbo Diamond Cutting Wheel	Turbo Diamond Cutting Wheel
Diameter	180 mm	180 mm	200 mm
Inner diameter	25.4 mm	25.4 mm	25.4 mm
Article number	4301170	4301176	4301175
			

**STONECUTTINGMACHINES
ACCESSORIES**



	Turbo Diamond Cutting Wheel	Turbo Diamond Cutting Wheel
Diameter	250 mm	300 mm
Inner diameter	25.4 mm	25.4 mm
Article number	4301177	4301178
		

BENCH GRINDERS STATIONARY GRINDERS



CLASSIC



CLASSIC



CLASSIC

BENCHGRINDERS

	TC-BG 200	TC-BG 175	TC-WD 150/200
Mains connection	230 V ~ 50 Hz	230 V ~ 50 Hz	230 V ~ 50 Hz
Power rating	400 W S2 30 min	400 W S2 30 min	250 W S2 30 min
Speed	2950 min ⁻¹	2950 min ⁻¹	2950 min ⁻¹ 134 min ⁻¹
Outer wheel diameter	200 mm	175 mm	150 mm 200 mm
Diameter of grinding wheel hole	32 mm	32 mm	12.7 mm 20 mm
Grinding wheel thickness	25 mm	25 mm	20 mm 40 mm
Product weight	12.0 kg	10.9 kg	10.0 kg
Adjustable speed	—	—	—
Flexible shaft	—	—	—
Accessories Set	—	—	—
Article number	4412820	4412630	4417240
			





CLASSIC



CLASSIC

BENCHGRINDERS

	TH-BG 150	TH-XG 75 Kit
Mains connection	230 V ~ 50 Hz	230 V ~ 50 Hz
Power rating	150 W S2 30 min	120 W
Speed	2950 min ⁻¹	0 - 9900 min ⁻¹
Outer wheel diameter	150 mm	75 mm
Diameter of grinding wheel hole	12.7 mm	10 mm
Grinding wheel thickness	16 mm	20 mm
Product weight	5.4 kg	2.7 kg
Adjustable speed	—	•
Flexible shaft	—	•
Accessories Set	—	•
Article number	4412570	4412560
		





CLASSIC






CLASSIC

STATIONARY GRINDERS

	TH-US 240	TC-US 400
Mains connection	230 V ~ 50 Hz	230 V ~ 50 Hz
Power rating	240 W S2 30 min	375 W S2 30 min
Speed	2950 min ⁻¹	1450 min ⁻¹
Belt speed	900 m/min	276 m/min
Grinding wheel	Ø 150 x Ø 12.7 x 20 mm	Ø 150 mm
Sanding/grinding belt	50 x 686 mm	100 x 915 mm
Swiveling range	—	-60° to 60°
Product weight	7.3 kg	12.1 kg
Ball bearing mounted shaft	•	—
Spark protection glass	•	—
Rubber feet for low vibration	•	•
Adjustable work support	•	•
Dust extraction	—	•
Tilting aluminium table	—	•
Cross stop	—	•
Sanding/grinding belt	•	•
Grinding wheel	•	—
Sanding/grinding disc	—	•
Article number	4466150	4419255
		

STATIONARY GRINDERS ACCESSORIES



	Grinding Belt Set	Grinding Belt Set	Grinding/Sanding Paper Set
Length	686 mm	914 mm	—
Width	50 mm	100 mm	—
Diameter	—	—	150 mm
Quantity	5	3	3
Grit size	60 80 100	60 80 120	80
Article number	4419809	4419830	4419845
			





BENCHGRINDERS ACCESSORIES



	Polishing Wheel	Grinding Wheel G120
Outer diameter of grinding wheel	75 mm	75 mm
Diameter of grinding wheel hole	10 mm	10 mm
Grinding wheel thickness	20 mm	20 mm
Article number	4412620	4412625
		



BENCHGRINDERS ACCESSORIES



	Fine Grinding Wheel	Coarse Grinding Wheel	Fine Grinding Wheel	Coarse Grinding Wheel
Outer diameter of grinding wheel	150 mm	150 mm	150 mm	150 mm
Diameter of grinding wheel hole	12.7 mm	12.7 mm	12.7 mm	12.7 mm
Grinding wheel thickness	16 mm	16 mm	20 mm	20 mm
Article number	4412514	4412515	4412512	4412513
				




BENCHGRINDERS ACCESSORIES



	Fine Grinding Wheel	Coarse Grinding Wheel
Outer diameter of grinding wheel	175 mm	175 mm
Diameter of grinding wheel hole	32 mm	32 mm
Grinding wheel thickness	25 mm	25 mm
Article number	4412610	4412611
		

BENCHGRINDERS ACCESSORIES



	Fine Grinding Wheel	Fine Grinding Wheel	Coarse Grinding Wheel
Outer diameter of grinding wheel	200 mm	200 mm	200 mm
Diameter of grinding wheel hole	20 mm	32 mm	32 mm
Grinding wheel thickness	40 mm	25 mm	25 mm
Article number	4417300	4412810	4412811
			

BENCH DRILLS

VARIO-MATIC

The special gearing enables the speeds to be adjusted easily without elaborate conversion of the mechanical system

LCD DISPLAY

The precise current speed is shown clearly in the display

EMERGENCY STOP AND MICROSWITCH

Maximum user safety is ensured by the Emergency Stop switch and the microswitch in the swivel-able chip guard

MK2 CHUCK

The MK2 mount enables even larger bits to be used

QUICK-CHANGE DRILL CHUCK

The quality drill chuck enables the bits to be changed over quickly and holds 1 - 16 mm bits securely

TABLE WITH WIDTH EXTENSION

The work table with all-round coolant grooves can be adjusted to any position and has a pull-out roll base for longer workpieces

INDUCTION MOTOR

Smooth-running, high-torque and long-lasting induction motor

CAPSTAN

Large capstan with user-friendly handles for perfect power and feed control

DEPTH STOP

Easy to adjust depth stop for exact drill holes

LED LIGHT

For illuminating the area to be drilled if needed, to make it easier to work with



Bench Drill
TE-BD 750 E



NEW



EXPERT

NEW



CLASSIC

BENCHDRILLS

	TE-BD 750 E	TC-BD 630
Mains connection	220 - 240 V ~ 50 Hz	230 V ~ 50 Hz
Power rating	750 W S2 15 min	630 W S2 15 min
Speed	450 - 2500 min ⁻¹	220 - 2450 min ⁻¹
Number of speed steps	Continuously	12 settings
Max. drilling depth	80 mm	60 mm
Reach	152 mm	126 mm
Drill diameter	1 - 16 mm	3 - 16 mm
Drill table tiltable	-45° to +45°	-45° to +45°
Drill table size	243 x 243 mm	200 x 195 mm
Base dimensions	304 x 465 mm	230 x 350 mm
Machine height	955 mm	850 mm
Product weight	44.0 kg	32.6 kg
LED light	•	—
LCD speedometer	•	—
Quick-action chuck	•	—
Table extension	•	—
Drill chuck mount	B16	B16
MK2 chuck	•	•
Machine vice	—	•
Article number	4250715	4250595
		

BENCHDRILLS





NEW

CLASSIC

NEW



CLASSIC

	TC-BD 500	TC-BD 350
Mains connection	230 V ~ 50 Hz	230 V ~ 50 Hz
Power rating	500 W S2 15 min	350 W S2 15 min
Speed	280 - 2350 min ⁻¹	580 - 2650 min ⁻¹
Number of speed steps	9 settings	5 settings
Max. drilling depth	50 mm	50 mm
Reach	115 mm	104 mm
Drill diameter	1.5 - 16 mm	1.5 - 13 mm
Drill table tiltable	-45° to +45°	-45° to +45°
Drill table size	170 x 170 mm	160 x 160 mm
Base dimensions	195 x 315 mm	200 x 300 mm
Machine height	650 mm	590 mm
Product weight	17.6 kg	15.4 kg
LED light	—	—
LCD speedometer	—	—
Quick-action chuck	—	—
Table extension	—	—
Drill chuck mount	B16	B16
MK2 chuck	—	—
Machine vice	—	—
Article number	4250565	4250670
		

WELDING MACHINES

WELDING CURRENT

Infinitely controllable welding current

TIG

Selector switch for switching to TIG (inert-gas tungsten-arc welding), for welding practically any material which is suitable for fusion welding

MMA

For welding with flux-coated electrodes

INVERTER TECHNOLOGY

State-of-the-art inverter technology for outstanding welding results

SHOULDER STRAP

For mobile use there is a shoulder strap fitted directly on the device

Inverter
Welding Machine
TC-IW 170

FAN COOLING SYSTEM

The fan cooling system discharges the temperature to the surrounding area quickly and efficiently, so prolonged work sessions are also possible




WELDING CABLE AND EARTH CABLE

The bayonet connection enables both the welding cable and the earth cable to be changed at any time







INVERTERWELDINGMACHINE

	TC-IW 170	TC-IW 150	TC-IW 110
Mains connection	230 - 240 V ~ 50 Hz	230 - 240 V ~ 50 Hz	230 - 240 V ~ 50 Hz
Fuse	16 A	16 A	16 A
Welding current (electrode)	20 - 150 A	20 - 130 A	20 - 100 A
Welding current (TIG)	30 - 170 A	20 - 150 A	—
Idling voltage	80 V	85 V	85 V
Diameter of electrodes	1.6 - 4.0 mm	1.6 - 3.2 mm	1.6 - 2.5 mm
Electrode holder	—	•	•
Professional electrode holder	•	—	—
Earth Terminal	—	—	•
Professional earth terminal	•	•	—
TIG option	•	•	—
Case	•	—	—
Article number	1544180	1544170	1544160
			

ELECTRICWELDINGMACHINE



	TC-EW 160 D	TC-EW 150
Mains connection	230 V ~ 50 Hz 400 V 1-50 Hz	230 V ~ 50 Hz
Fuse	16 A	16 A
Welding current (electrode)	55 - 160 A	40 - 80 A
Welding current (TIG)	55 - 250 A	40 - 120 A
Idling voltage	48 V	48 V
Diameter of electrodes	2.0 - 4.0 mm	1.6 - 2.5 mm
Electrode holder	•	•
Professional electrode holder	—	—
Earth Terminal	•	•
Professional earth terminal	—	—
TIG option	—	—
Fan cooling	•	—
Case	—	—
Article number	1546070	1544065
		



FLUX-CORED WELDINGMACHINE

NEW

CLASSIC

	TC-FW 100
Mains connection	230 V ~ 50 Hz
Fuse	16 A
Welding current	45 / 90 A
Welding wire diameter	0.9 mm
Wire feed	continuously
Welding screen	•
Slag hammer	•
Pressure Reducer	—
Article number	1575225



GASWELDINGMACHINES

NEW

CLASSIC

NEW

CLASSIC



	TC-GW 190 D
Mains connection	230 V ~ 50 Hz 400 V 1-50 Hz
Fuse	16 A
Welding current	25 - 160 A (max. 190 A)
Welding wire diameter	0.6 - 1.0 mm
Wire feed	continuously
Welding screen	•
Slag hammer	—
Pressure Reducer	•
Article number	1574995



	TC-GW 150
Mains connection	230 V ~ 50 Hz
Fuse	16 A
Welding current	25 - 120 A (max. 150 A)
Welding wire diameter	0.6 - 0.8 mm
Wire feed	continuously
Welding screen	•
Slag hammer	—
Pressure Reducer	•
Article number	1574975





**WELDINGMACHINES
ACCESSORIES**


Textbook "Praktisches Schweißen"
Article number
1590700
4 006825 156331

**WELDINGMACHINES
ACCESSORIES**



Automatic Welding Screen	Head Welding Safety Shield	Head Welding Safety Shield
Product weight	0.5 kg	0.5 kg
Article number	1584250	1584210
4 006825 547191	4 006825 152135	4 006825 152036

**WELDINGMACHINES
ACCESSORIES**



DIN Glasses	Steel Wire Brush	Leather Welding Gauntlets
Article number	1584300	1593400
4 006825 152043	4 006825 156904	4 006825 156959

**WELDINGMACHINES
ACCESSORIES**



Leather Welding Apron	Slag hammer	Earth Terminal
Article number	1593600	1584110
4 006825 156980	4 006825 152210	4 006825 156805

**WELDINGMACHINES
ACCESSORIES**



Article number

Electrode Holder
1592700

Angle Magnet
1592200



**WELDINGMACHINES
ACCESSORIES**



Clamping sleeves	3 pcs
Tungsten electrodes	2 pcs, Ø 1.6 x 73 mm
Ceramic nozzles	6 pcs
Shielding gas hose	120 cm
Hose clips	2 pcs
Threaded grommet	1 pc
Article number	1544132

TIG Welding-Torch Set



**WELDINGMACHINES
ACCESSORIES**



Can be used for	TIG welding machines
Quantity	1 pc
Article number	1576508

Pressure Reducer



**WELDINGMACHINES
ACCESSORIES**



Filling pressure	60 bar
Article number	1576501

Argon Gas
60 bar
1576501



Argon / CO2 Mixed Gas
60 bar
1571603

CO2 Gas
60 bar
1576500






**WELDINGMACHINES
ACCESSORIES**



	Gas Nozzle Cleaner	Conical Gas Nozzle
Can be used for	Gas Welding Machines	Gas Welding Machines
Quantity	1 pc	2 pcs
Article number	1592400	1576110
		


**WELDINGMACHINES
ACCESSORIES**



	Contact Tubes	Contact Tubes	Contact Tubes
Can be used for	TC-FW 100	Gas Welding Machines	Gas Welding Machines
Diameter	0.9 mm	0.6 mm	0.8 mm
Quantity	5 pcs	5 pcs	5 pcs
Article number	1576260	1576200	1576210
			


**WELDINGMACHINES
ACCESSORIES**



	Pressure Reducer
Can be used for	Gas Welding Machines
Quantity	1 pc
Article number	1576506
	

**WELDINGMACHINES
ACCESSORIES**



	Piston Spray
Can be used for	Gas Welding Machines
Quantity	1 pc
Article number	1576051
	





**WELDINGMACHINES
ACCESSORIES**

	Welding Wire	Welding Wire	Welding Wire	Welding Wire
Diameter	0.6 mm	0.6 mm	0.8 mm	0.8 mm
Product weight	0.8 kg	5 kg	0.8 kg	5 kg
Article number	1576700	1576311	1576702	1576351
				







**WELDINGMACHINES
ACCESSORIES**

	Welding Wire CrNi	Welding Wire for TC-FW 100
Durchmesser	0.6 mm	0.9 mm
Produktgewicht	0.6 kg	0.4 kg
Artikelnummer	1576720	1576250
		




**WELDINGMACHINES
ACCESSORIES**



	Rod Electrodes	Rod Electrodes	Rod Electrodes	Rod Electrodes
Diameter	2.0 mm	2.0 mm	2.5 mm	2.5 mm
Length	300 mm	300 mm	350 mm	350 mm
Quantity	25 pcs	100 pcs	25 pcs	100 pcs
Article number	1591320	1591735	1591420	1591736
				

**WELDINGMACHINES
ACCESSORIES**



	Rod Electrodes	Rod Electrodes	Rod Electrodes
Diameter	2.5 mm	3.2 mm	3.2 mm
Length	350 mm	350 mm	350 mm
Quantity	175 pcs	25 pcs	115 pcs
Article number	1591739	1591520	1591740
			


METAL CUTTING SAW



CLASSIC

METALCUTTINGSAW

	TC-MC 355
Mains connection	220 - 240 V - 50 Hz
Power rating	2300 W
Cutting wheel	Ø 355 x Ø 25.4 x 3.2 mm
Speed	4000 min ⁻¹
Mitre cut	-15° to +45°
Max. saw width at 90°	Rectangular profile 100 x 100 mm, round profile Ø 100 mm
Max. clamping range	230 mm
Bench size	460 x 260 mm
Article number	4503135



4 006825 619966


WORKSHOP EQUIPMENT



CLASSIC

PALLETTRUCK

	TC-PT 2500
Max. load capacity	2500 kg
Fork height	80 mm - 190 mm
Diameter of load-bearing rollers	80 mm
Diameter of steering wheels	180 mm
Fork length	1150 mm
Fork width	540 mm
Product weight	62.0 kg
Safety handle with integral selector lever	•
Automatic return of the drawbar	•
Article number	2022530




4 006825 615654



CLASSIC

TOOLANDGEARWAGGON

	TC-TW 100
Max. load capacity	75 kg
Width	616 mm
Height	658 mm
Depth	330 mm
Drawer height	4x 70 mm, 1x 240 mm
Article number	4510170



4 006825 614305

ELECTRIC AND CHAIN HOISTS

Electric Hoist
TC-EH 1000

**EXTRA-LONG
WIRE CABLE**

18 m lifting height for loads up to 500 kg and 9 m for loads up to as much as 999 kg are virtually unparalleled in the market

**AUTOMATIC
CABLE BRAKE**

The load is secured at all times by the mechanical recoil brake, even in case of a power failure

**EMERGENCY STOP
SWITCH**

The Emergency Stop switch on the controls provides extra safety while working

THERMOSTATIC SWITCH

An automatic cut-out protects the motor against overheating and therefore guarantees a long service life

**AUTOMATIC
LIMIT CUT-OUT**

The equipment switches off automatically once the cable ends are reached

**SAFETY CATCH ON THE
LOAD HOOK**

The safety catch on the load hook prevents the load slipping off unintentionally



ELECTRICHOISTS

	NEW	CLASSIC	NEW	CLASSIC	NEW	CLASSIC	NEW	CLASSIC
	TC-EH 1000		TC-EH 600		TC-EH 500		TC-EH 250	
Mains connection	220 - 240 V ~ 50 Hz		220 - 240 V ~ 50 Hz		230 V ~ 50 Hz		230 V ~ 50 Hz	
Power rating	1600 W S3 25%		1050 W S3 20%		1000 W S3 20%		500 W S3 20%	
Lifting height without return pulley	18 m		18 m		11.5 m		11.5 m	
Lifting height with return pulley	9 m		9 m		5.7 m		5.7 m	
Payload without return pulley	500 kg		300 kg		250 kg		125 kg	
Payload with return pulley	999 kg		600 kg		500 kg		250 kg	
Hoisting speed without return pulley	8 m/min		8 m/min		8 m/min		8 m/min	
Hoisting speed with return pulley	4 m/min		4 m/min		4 m/min		4 m/min	
Product weight	33.3 kg		17.8 kg		16.3 kg		10.6 kg	
Thermo switch	•		•		•		•	
Automatic brake	•		•		•		•	
Automatic limit cut-out	•		•		•		•	
Twist-free wire cable	•		•		•		•	
Operator switch with emergency stop function	•		•		•		•	
Guide roller with load hook	•		•		•		•	
Double clamps for mounting	•		•		•		•	
Article number	2255160		2255150		2255140		2255130	



CHAINHOIST

	NEW	CLASSIC
	TC-CH 1000	
Max. payload	1000 kg	
Max. lifting height	2.5 m	
Product weight	8.9 kg	
Load hook with safety catch	•	
Closed metal housing	•	
Article number	2250110	



HOISTLEVERARM

	NEW
	SA 1200
Reach	75 - 110 cm
Maximum load at 75 cm	600 kg
Maximum load at 110 cm	300 kg
Swiveling range	180°
Product weight	6.2 kg
Article number	2255398

POWER GENERATORS (PETROL)

ELECTRO-START

The generator can be started conveniently with user-friendly electric starter

TANK

Large 15-liter tank with level indicator for continuous operation

Power Generator (Petrol)
TC-PG 5500 WD

FLEXIBILITY

Two 230 V consumers or one 400 V consumer can be supplied with electricity

AUTOMATIC VOLTAGE REGULATOR


Stable output power is ensured by the automatic voltage regulator (AVR)

LONG LIFE

For a long-lasting use there is an overload cut-out and a low-oil cut-out

USER-FRIENDLY

Two large wheels and a hinged handle for easy transport



POWERGENERATORS
(PETROL)





NEW

CLASSIC

NEW



CLASSIC

	TC-PG 5500 WD	TC-PG 3500 W
Power at 400 V	5500 W (2 min) 3600 W (S1)	—
Power at 230 V	3300 W (2 min) 3000 W (S1)	3100 W (2 min) 2000 W (S1)
Max. engine power	7000 W	4100 W
Speed	3000 min ⁻¹	3000 min ⁻¹
Engine displacement	389 cm ³	208 cm ³
Fuel tank capacity	25 l	15 l
Running time two-thirds load	12.0 h	10.7 h
Product weight	83.6 kg	41.5 kg
Tank with level indicator	•	•
Voltmeter	—	•
Automatic voltage regulation (AVR)	•	•
Overload switch	•	•
Low oil stop	•	•
Electric start-up	•	—
Type of generator	Synchronous	Synchronous
Number of sockets	2x 230 V, 1x 400 V	2x 230 V
Engine	Four-stroke, air cooled	Four-stroke, air cooled
Article number	4152560	4152550
		

POWERGENERATORS
(PETROL)





NEW

CLASSIC

NEW



CLASSIC

	TC-PG 2500	TC-PG 1000
Power at 400 V	—	—
Power at 230 V	2400 W (2 min) 2100 W (S1)	800 W (1 min) 680 W (S1)
Max. engine power	4000 W	1200 W
Speed	3000 min ⁻¹	3000 min ⁻¹
Engine displacement	212 cm ³	63 cm ³
Fuel tank capacity	15 l	4 l
Running time two-thirds load	12.5 h	6.6 h
Product weight	40.8 kg	18.9 kg
Tank with level indicator	•	—
Voltmeter	•	—
Automatic voltage regulation (AVR)	•	•
Overload switch	•	•
Low oil stop	•	—
Electric start-up	—	—
Type of generator	Synchronous	Synchronous
Number of sockets	2x 230 V	1x 230 V
Engine	Four-stroke, air cooled	Two stroke, air cooled
Article number	4152540	4152530
		

SALES SUPPORT

POS | SHOP IN SHOP SYSTEMS



- **Battery-Competence-Shop**
360 x 320 cm
(Art. No. 720123 - on request)



- **Shop-in-Shop – Crane**
160 x 360 cm / 320 x 360 cm
(On request)

PRINTPRODUCTS



- **Flyers / Folders**



- **Brochures**

POS | PERMANENT SECONDARY DISPLAYS



■ Island display „Power X-Change Garden“ 120 x 80 cm
(Art. No. 720141)

■ Island display 2 Euro pallet 120 x 80 cm
(Art. No. 720100)

■ Display „Rotary Hammers“ - Euro pallet 120 x 80 cm
(Art. No. 720150)



■ Display „Power X-Change - Tools“ Half pallet 80 x 60 cm
(Art. No. 562016)

■ Display „Power X-Change - Tools 2“ Half pallet 80 x 60 cm
(Art. No. 562019)

■ Display „Power X-Change - Garden“ Half pallet 80 x 60 cm
(Art. No. 562015)

■ Display „Power X-Change - Garden 2“ Half pallet 80 x 60 cm
(Art. No. 562018)

POWER TOOLS 2018

Is there anything you´d like to ask us about our products?
Would you like to order a part?
Your product isn´t working as it should?

We´re at your service!
We´ll get you some help – fast and without any fuss.



iSC GmbH, Eschenstr. 6,
94405 Landau/Isar,
Deutschland



+ 49 (0) 9951 959 2000



(Landline charge 14 cents / min)
(Cell phone charge 42 cents / min)

+ 49 (0) 1805 835 830



isc-gmbh.info



Info@isc-gmbh.info

Einhell Germany AG
Wiesenweg 22
94405 Landau / Isar – Germany
info@einhell.com – www.einhell.com

einhell.com

>>>